

Central Hill Country Housing Report

February 2022



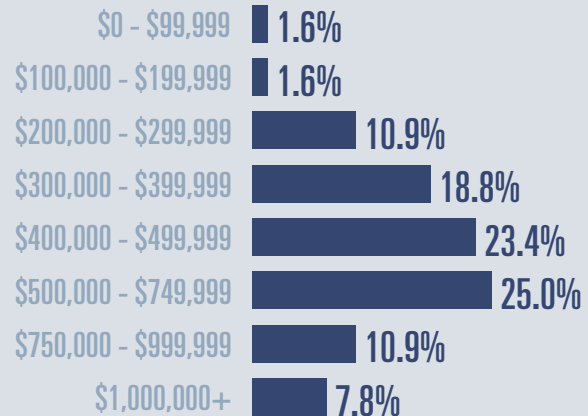
Median price

\$486,959

↑ **37%**

Compared to February 2021

Price Distribution



Active listings

↓ **7.8%**

154 in February 2022



Closed sales

↑ **38.8%**

68 in February 2022



Days on market

Days on market 73

Days to close 27

Total 100

22 days less than February 2021



Months of inventory

2.1

Compared to 2.5 in February 2021

About the data used in this report

Data used in this report come from the Texas REALTOR® Data Relevance Project, a partnership among the Texas Association of REALTORS® and local REALTOR® associations throughout the state. Analysis is provided through a research agreement with the Real Estate Center at Texas A&M University.



Gillespie County Housing Report

February 2022




Median price

\$490,050

↑ **16.8%**

Compared to February 2021

Price Distribution



Active listings

↓ **29.6%**

69 in February 2022



Closed sales

↑ **16.7%**

35 in February 2022



Days on market

Days on market 84

Days to close 22

Total 106

5 days less than February 2021



Months of inventory

1.5

Compared to 2.2 in February 2021

About the data used in this report

Data used in this report come from the Texas REALTOR® Data Relevance Project, a partnership among the Texas Association of REALTORS® and local REALTOR® associations throughout the state. Analysis is provided through a research agreement with the Real Estate Center at Texas A&M University.



Blanco County Housing Report

February 2022



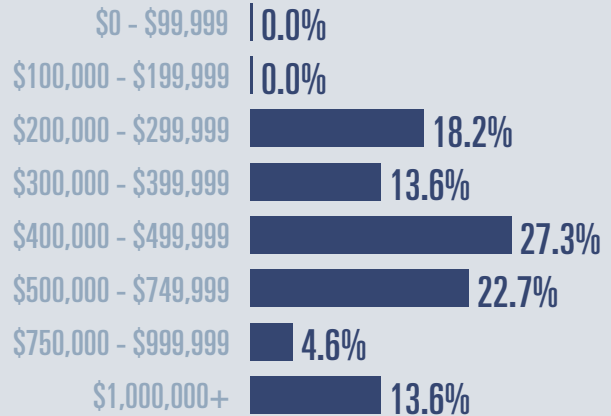
Median price

\$490,000

↑ **12.3%**

Compared to February 2021

Price Distribution



Active listings

↑ **16.1%**

65 in February 2022



Closed sales

↑ **91.7%**

23 in February 2022



Days on market

Days on market 45

Days to close 38

Total 83

46 days less than February 2021



Months of inventory

2.8

Compared to 3.0 in February 2021

About the data used in this report

Data used in this report come from the Texas REALTOR® Data Relevance Project, a partnership among the Texas Association of REALTORS® and local REALTOR® associations throughout the state. Analysis is provided through a research agreement with the Real Estate Center at Texas A&M University.



TEXAS A&M UNIVERSITY
Texas Real Estate Research Center



Kimble County Housing Report

February 2022



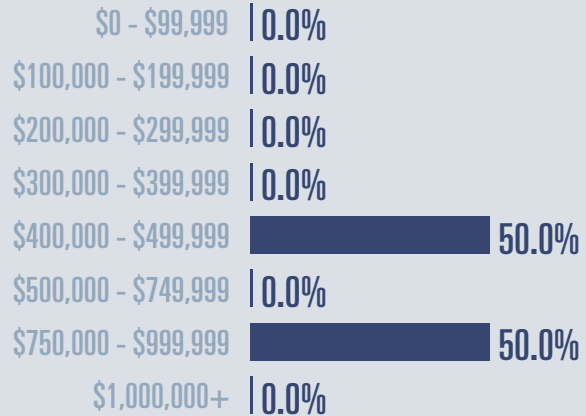
Median price

\$705,000

↑ **100%**

Compared to February 2021

Price Distribution



Active listings

↑ **150%**

10 in February 2022



Closed sales

↑ **100%**

2 in February 2022



Days on market

Days on market 70

Days to close 28

Total 98

98 days more than February 2021



Months of inventory

10.9

Compared to 6.0 in February 2021

About the data used in this report

Data used in this report come from the Texas REALTOR® Data Relevance Project, a partnership among the Texas Association of REALTORS® and local REALTOR® associations throughout the state. Analysis is provided through a research agreement with the Real Estate Center at Texas A&M University.



TEXAS A&M UNIVERSITY
Texas Real Estate Research Center



Mason County Housing Report

February 2022



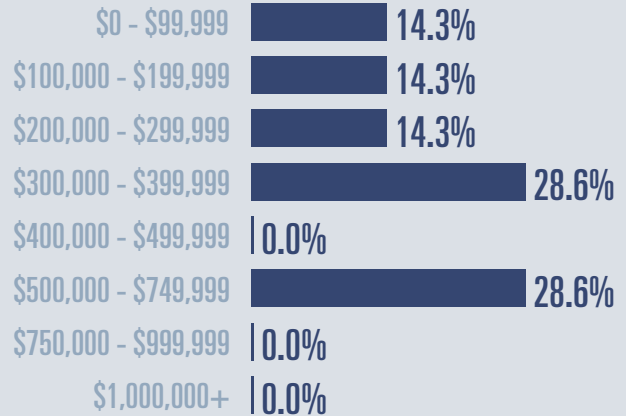
Median price

\$349,000

↑ **63.3%**

Compared to February 2021

Price Distribution



Active listings

↑ **11.1%**

10 in February 2022



Closed sales

Flat **0%**

7 in February 2022



Days on market

Days on market 104

Days to close 9

Total 113

45 days less than February 2021



Months of inventory

3.2

Compared to 2.6 in February 2021

About the data used in this report

Data used in this report come from the Texas REALTOR® Data Relevance Project, a partnership among the Texas Association of REALTORS® and local REALTOR® associations throughout the state. Analysis is provided through a research agreement with the Real Estate Center at Texas A&M University.

