

# Central Hill Country Housing Report

## 2023



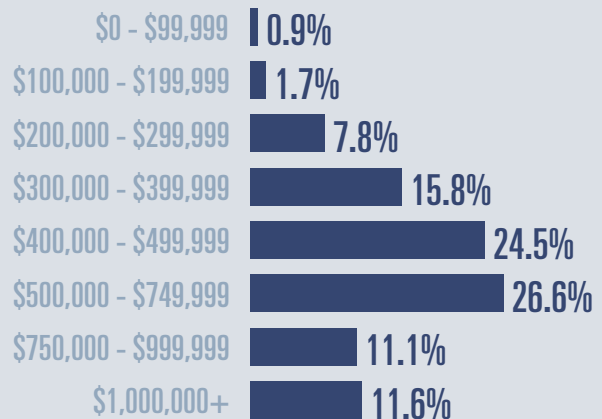
### Median price

\$499,000

↓ **2.5%**

Compared to 2022

### Price Distribution



### Active listings

↑ **77.7%**

453 in 2023



### Closed sales

↓ **18.6%**

579 in 2023



### Days on market

Days on market 110

Days to close 20

---

Total 130

16 days more than 2022



### Months of inventory

**9.1**

Compared to 6.0 in 2022

#### About the data used in this report

Data used in this report come from the Texas REALTOR® Data Relevance Project, a partnership among the Texas Association of REALTORS® and local REALTOR® associations throughout the state. Analysis is provided through a research agreement with the Real Estate Center at Texas A&M University.



# Blanco County Housing Report

## 2023




### Median price

\$465,000

↑ **2%**

Compared to 2022

### Price Distribution



### Active listings

↑ **61.9%**

157 in 2023



### Closed sales

↓ **25.6%**

174 in 2023



### Days on market

Days on market 87

Days to close 34

---

Total 121

4 days less than 2022



### Months of inventory

**9.8**

Compared to 7.3 in 2022

#### About the data used in this report

Data used in this report come from the Texas REALTOR® Data Relevance Project, a partnership among the Texas Association of REALTORS® and local REALTOR® associations throughout the state. Analysis is provided through a research agreement with the Real Estate Center at Texas A&M University.



# Gillespie County Housing Report

## 2023



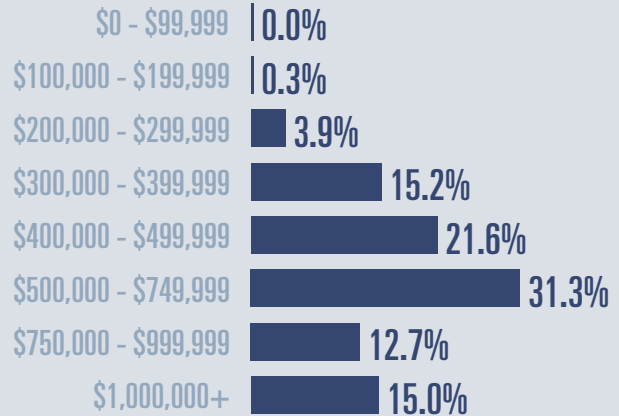
### Median price

\$540,000

↓ **10%**

Compared to 2022

### Price Distribution



### Active listings

↑ **92.4%**

254 in 2023



### Closed sales

↓ **14.8%**

362 in 2023



### Days on market

Days on market 120

Days to close 14

---

Total 134

28 days more than 2022



### Months of inventory

**8.7**

Compared to 5.3 in 2022

#### About the data used in this report

Data used in this report come from the Texas REALTOR® Data Relevance Project, a partnership among the Texas Association of REALTORS® and local REALTOR® associations throughout the state. Analysis is provided through a research agreement with the Real Estate Center at Texas A&M University.



# Kimble County Housing Report

## 2023



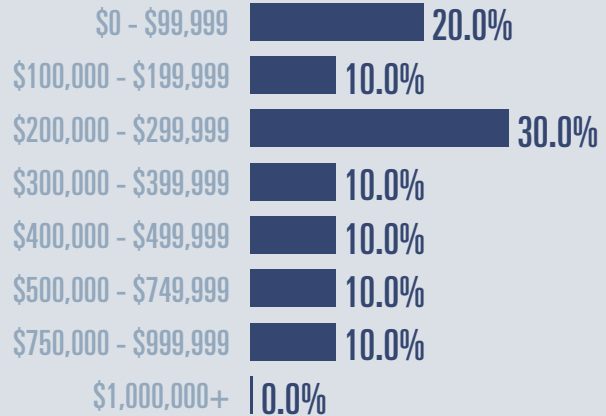
### Median price

\$220,991

↓ **50.3%**

Compared to 2022

### Price Distribution



### Active listings

↑ **66.7%**

10 in 2023



### Closed sales

↓ **9.1%**

10 in 2023



### Days on market

Days on market 91

Days to close 27

---

Total 118

14 days less than 2022



### Months of inventory

**13.2**

Compared to 6.5 in 2022

#### About the data used in this report

Data used in this report come from the Texas REALTOR® Data Relevance Project, a partnership among the Texas Association of REALTORS® and local REALTOR® associations throughout the state. Analysis is provided through a research agreement with the Real Estate Center at Texas A&M University.



# Mason County Housing Report

## 2023



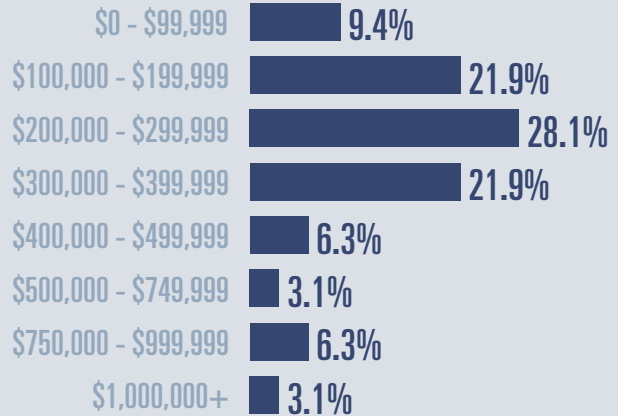
### Median price

\$262,500

↓ **19.2%**

Compared to 2022

### Price Distribution



### Active listings

↑ **66.7%**

30 in 2023



### Closed sales

↓ **22%**

32 in 2023



### Days on market

Days on market 123

Days to close 18

---

Total 141

6 days more than 2022



### Months of inventory

**9.4**

Compared to 5.9 in 2022

#### About the data used in this report

Data used in this report come from the Texas REALTOR® Data Relevance Project, a partnership among the Texas Association of REALTORS® and local REALTOR® associations throughout the state. Analysis is provided through a research agreement with the Real Estate Center at Texas A&M University.



TEXAS A&M UNIVERSITY  
Texas Real Estate Research Center

