

Central Hill Country Housing Report

2023 Q4



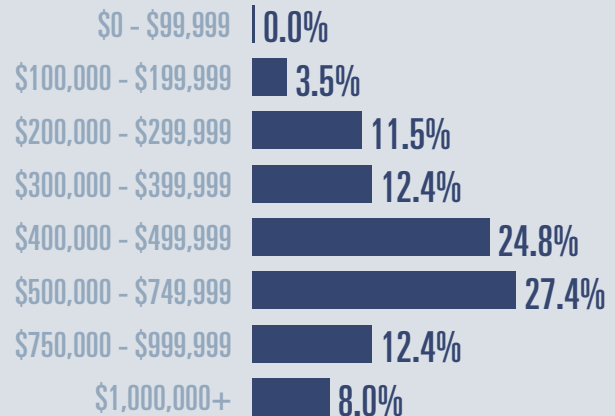
Median price

\$485,000

↑ **9.1%**

Compared to same quarter last year

Price Distribution



Active listings

↑ **23.9%**

441 in 2023 Q4



Closed sales

↓ **10.8%**

116 in 2023 Q4



Days on market

Days on market 132

Days to close 16

Total 148

8 days more than 2022 Q4



Months of inventory

9.1

Compared to 6.0 in 2022 Q4

About the data used in this report

Data used in this report come from the Texas REALTOR® Data Relevance Project, a partnership among the Texas Association of REALTORS® and local REALTOR® associations throughout the state. Analysis is provided through a research agreement with the Real Estate Center at Texas A&M University.



Blanco County Housing Report

2023 Q4




Median price

\$505,000

↑ **16.4%**

Compared to same quarter last year

Price Distribution



Active listings

↓ **0.7%**

142 in 2023 Q4



Closed sales

↓ **21.2%**

26 in 2023 Q4



Days on market

Days on market 108

Days to close 28

Total 136

10 days less than 2022 Q4



Months of inventory

9.8

Compared to 7.3 in 2022 Q4

About the data used in this report

Data used in this report come from the Texas REALTOR® Data Relevance Project, a partnership among the Texas Association of REALTORS® and local REALTOR® associations throughout the state. Analysis is provided through a research agreement with the Real Estate Center at Texas A&M University.



TEXAS A&M UNIVERSITY
Texas Real Estate Research Center



Gillespie County Housing Report

2023 Q4



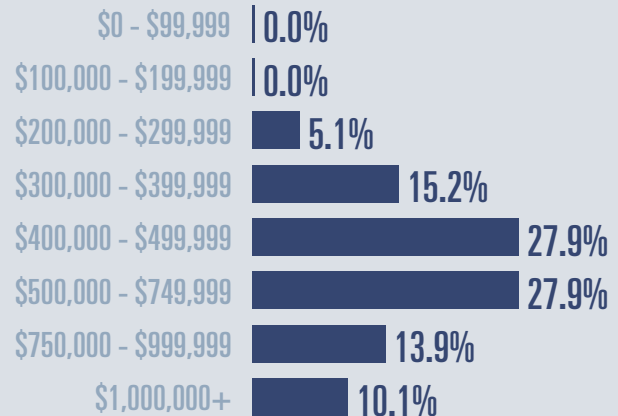
Median price

\$515,000

↓ **2.4%**

Compared to same quarter last year

Price Distribution



Active listings

↑ **40.6%**

263 in 2023 Q4



Closed sales

↓ **7%**

80 in 2023 Q4



Days on market

Days on market 134

Days to close 13

Total 147

20 days more than 2022 Q4



Months of inventory

8.7

Compared to 5.3 in 2022 Q4

About the data used in this report

Data used in this report come from the Texas REALTOR® Data Relevance Project, a partnership among the Texas Association of REALTORS® and local REALTOR® associations throughout the state. Analysis is provided through a research agreement with the Real Estate Center at Texas A&M University.



Kimble County Housing Report

2023 Q4



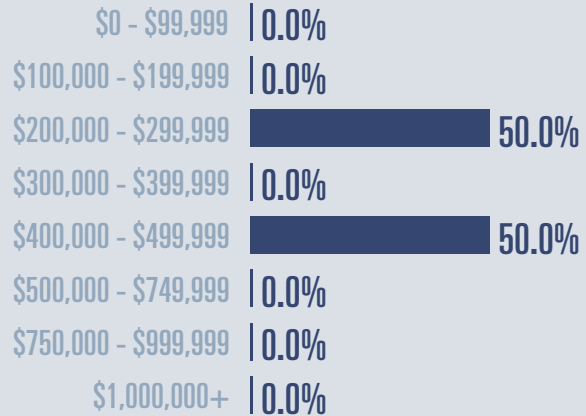
Median price

\$324,430

↑ **7.4%**

Compared to same quarter last year

Price Distribution



Active listings

↑ **83.3%**

11 in 2023 Q4



Closed sales

↓ **50%**

2 in 2023 Q4



Days on market

Days on market 251

Days to close 18

Total 269

66 days more than 2022 Q4



Months of inventory

13.2

Compared to 6.5 in 2022 Q4

About the data used in this report

Data used in this report come from the Texas REALTOR® Data Relevance Project, a partnership among the Texas Association of REALTORS® and local REALTOR® associations throughout the state. Analysis is provided through a research agreement with the Real Estate Center at Texas A&M University.



TEXAS A&M UNIVERSITY
Texas Real Estate Research Center



Mason County Housing Report

2023 Q4



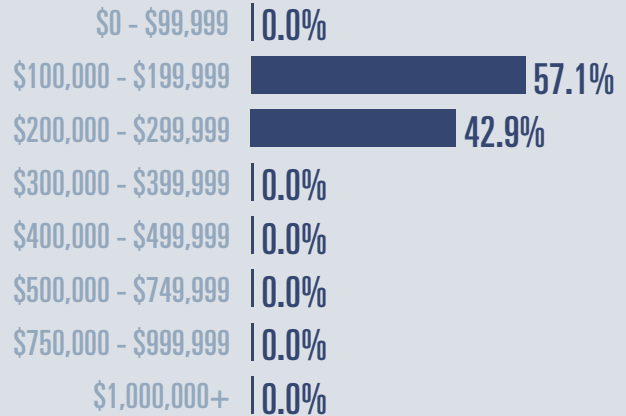
Median price

\$170,000

↓ **5.8%**

Compared to same quarter last year

Price Distribution



Active listings

↑ **25%**

25 in 2023 Q4



Closed sales

Flat **0%**

7 in 2023 Q4



Days on market

Days on market 166

Days to close 4

Total 170

62 days less than 2022 Q4



Months of inventory

9.4

Compared to 5.9 in 2022 Q4

About the data used in this report

Data used in this report come from the Texas REALTOR® Data Relevance Project, a partnership among the Texas Association of REALTORS® and local REALTOR® associations throughout the state. Analysis is provided through a research agreement with the Real Estate Center at Texas A&M University.



TEXAS A&M UNIVERSITY
Texas Real Estate Research Center

