

# Central Hill Country Housing Report

## September 2023




### Median price

\$470,000

↓ **14.6%**

Compared to September 2022

### Price Distribution



### Active listings

↑ **55.1%**

501 in September 2023



### Closed sales

↑ **6.7%**

48 in September 2023



### Days on market

Days on market 116

Days to close 25

---

Total 141

33 days more than September 2022



### Months of inventory

**10.2**

Compared to 5.1 in September 2022

#### About the data used in this report

Data used in this report come from the Texas REALTOR® Data Relevance Project, a partnership among the Texas Association of REALTORS® and local REALTOR® associations throughout the state. Analysis is provided through a research agreement with the Real Estate Center at Texas A&M University.



# Blanco County Housing Report

## September 2023



### Median price

\$462,000

↑ **12.6%**

Compared to September 2022

### Price Distribution



### Active listings

↑ **31.3%**

168 in September 2023



### Closed sales

↓ **35.3%**

11 in September 2023



### Days on market

Days on market 66

Days to close 40

---

Total 106

29 days less than September 2022



### Months of inventory

**11.2**

Compared to 6.0 in September 2022

#### About the data used in this report

Data used in this report come from the Texas REALTOR® Data Relevance Project, a partnership among the Texas Association of REALTORS® and local REALTOR® associations throughout the state. Analysis is provided through a research agreement with the Real Estate Center at Texas A&M University.



TEXAS A&M UNIVERSITY  
Texas Real Estate Research Center



# Gillespie County Housing Report

## September 2023



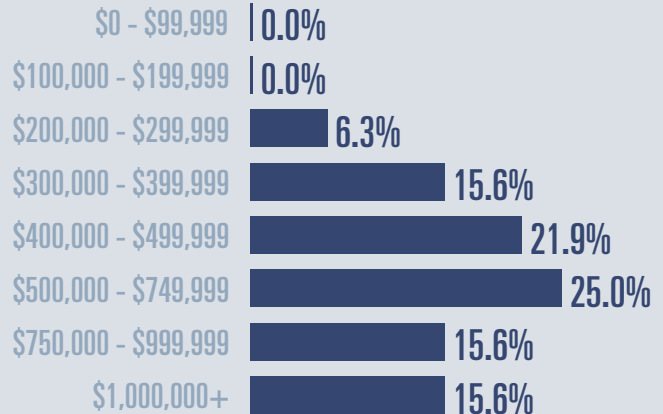
Median price

\$542,500

↓ **14.6%**

Compared to September 2022

### Price Distribution



Active listings

↑ **75.8%**

290 in September 2023



Closed sales

↑ **26.9%**

33 in September 2023



Days on market

Days on market 130

Days to close 21

**Total 151**

64 days more than September 2022



Months of inventory

**9.6**

Compared to 4.3 in September 2022

#### About the data used in this report

Data used in this report come from the Texas REALTOR® Data Relevance Project, a partnership among the Texas Association of REALTORS® and local REALTOR® associations throughout the state. Analysis is provided through a research agreement with the Real Estate Center at Texas A&M University.



# Kimble County Housing Report

## September 2023



### Median price

\$92,000

↑ **100%**

Compared to September 2022

### Price Distribution

\$0 - \$99,999	100.0%
\$100,000 - \$199,999	0.0%
\$200,000 - \$299,999	0.0%
\$300,000 - \$399,999	0.0%
\$400,000 - \$499,999	0.0%
\$500,000 - \$749,999	0.0%
\$750,000 - \$999,999	0.0%
\$1,000,000+	0.0%



### Active listings

↑ **71.4%**

12 in September 2023



### Closed sales

↑ **100%**

1 in September 2023



### Days on market

Days on market 156

Days to close 28

---

Total 184

184 days more than September 2022



### Months of inventory

**12.0**

Compared to 8.4 in September 2022

#### About the data used in this report

Data used in this report come from the Texas REALTOR® Data Relevance Project, a partnership among the Texas Association of REALTORS® and local REALTOR® associations throughout the state. Analysis is provided through a research agreement with the Real Estate Center at Texas A&M University.



# Mason County Housing Report

## September 2023



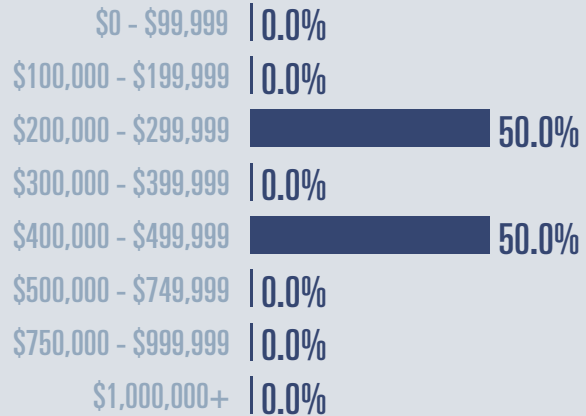
### Median price

\$317,500

↓ **14.8%**

Compared to September 2022

### Price Distribution



### Active listings

↑ **34.8%**

31 in September 2023



### Closed sales

Flat **0%**

2 in September 2023



### Days on market

Days on market 126

Days to close 8

---

Total 134

29 days less than September 2022



### Months of inventory

**11.6**

Compared to 7.1 in September 2022

#### About the data used in this report

Data used in this report come from the Texas REALTOR® Data Relevance Project, a partnership among the Texas Association of REALTORS® and local REALTOR® associations throughout the state. Analysis is provided through a research agreement with the Real Estate Center at Texas A&M University.

