

Central Hill Country Housing Report

2021 Q2




Median price

\$460,000

↑ **37.1%**

Compared to same quarter last year

Price Distribution



Active listings

↓ **50.5%**

152 in 2021 Q2



Closed sales

↑ **62.8%**

236 in 2021 Q2



Days on market

Days on market 84

Days to close 31

Total 115

12 days less than 2020 Q2



Months of inventory

2.0

Compared to 6.1 in 2020 Q2

About the data used in this report

Data used in this report come from the Texas REALTOR® Data Relevance Project, a partnership among the Texas Association of REALTORS® and local REALTOR® associations throughout the state. Analysis is provided through a research agreement with the Real Estate Center at Texas A&M University.



Gillespie County Housing Report

2021 Q2




Median price

\$527,000

↑ **36.9%**

Compared to same quarter last year

Price Distribution



Active listings

↓ **60.5%**

87 in 2021 Q2



Closed sales

↑ **66.3%**

138 in 2021 Q2



Days on market

Days on market 93

Days to close 14

Total 107

13 days less than 2020 Q2



Months of inventory

1.7

Compared to 6.6 in 2020 Q2

About the data used in this report

Data used in this report come from the Texas REALTOR® Data Relevance Project, a partnership among the Texas Association of REALTORS® and local REALTOR® associations throughout the state. Analysis is provided through a research agreement with the Real Estate Center at Texas A&M University.



TEXAS A&M UNIVERSITY
Texas Real Estate Research Center



Blanco County Housing Report

2021 Q2




Median price

\$378,950

↑ **26.9%**

Compared to same quarter last year

Price Distribution



Active listings

↓ **19.4%**

54 in 2021 Q2



Closed sales

↑ **57.1%**

88 in 2021 Q2



Days on market

Days on market 68

Days to close 59

Total 127

18 days less than 2020 Q2



Months of inventory

2.5

Compared to 4.7 in 2020 Q2

About the data used in this report

Data used in this report come from the Texas REALTOR® Data Relevance Project, a partnership among the Texas Association of REALTORS® and local REALTOR® associations throughout the state. Analysis is provided through a research agreement with the Real Estate Center at Texas A&M University.



Mason County Housing Report

2021 Q2




Median price

\$459,000

↑ **181.8%**

Compared to same quarter last year

Price Distribution



Active listings

↓ **33.3%**

8 in 2021 Q2



Closed sales

↑ **60%**

8 in 2021 Q2



Days on market

Days on market 75

Days to close 21

Total 96

25 days more than 2020 Q2



Months of inventory

2.0

Compared to 4.6 in 2020 Q2

About the data used in this report

Data used in this report come from the Texas REALTOR® Data Relevance Project, a partnership among the Texas Association of REALTORS® and local REALTOR® associations throughout the state. Analysis is provided through a research agreement with the Real Estate Center at Texas A&M University.



Kimble County Housing Report

2021 Q2



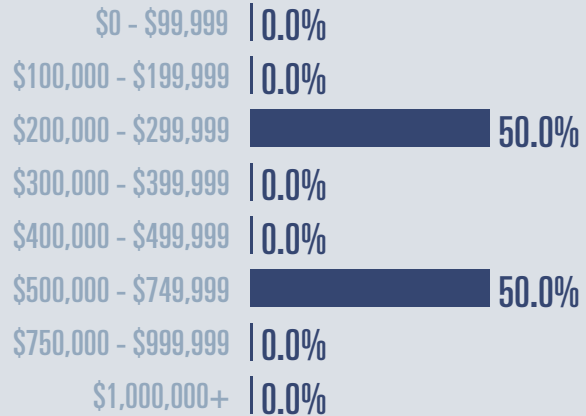
Median price

\$389,775

↑ **839.2%**

Compared to same quarter last year

Price Distribution



Active listings

↓ **62.5%**

3 in 2021 Q2



Closed sales

↑ **100%**

2 in 2021 Q2



Days on market

Days on market 118

Days to close 22

Total 140

92 days more than 2020 Q2



Months of inventory

4.0

Compared to 19.2 in 2020 Q2

About the data used in this report

Data used in this report come from the Texas REALTOR® Data Relevance Project, a partnership among the Texas Association of REALTORS® and local REALTOR® associations throughout the state. Analysis is provided through a research agreement with the Real Estate Center at Texas A&M University.



TEXAS A&M UNIVERSITY
Texas Real Estate Research Center

