

Central Hill Country Housing Report

2022 Q1




Median price

\$499,450

↑ **20%**

Compared to same quarter last year

Price Distribution



Active listings

↑ **37.3%**

162 in 2022 Q1



Closed sales

↑ **11.7%**

219 in 2022 Q1



Days on market

Days on market 74

Days to close 41

Total 115

12 days less than 2021 Q1



Months of inventory

2.2

Compared to 1.7 in 2021 Q1

About the data used in this report

Data used in this report come from the Texas REALTOR® Data Relevance Project, a partnership among the Texas Association of REALTORS® and local REALTOR® associations throughout the state. Analysis is provided through a research agreement with the Real Estate Center at Texas A&M University.



Gillespie County Housing Report

2022 Q1



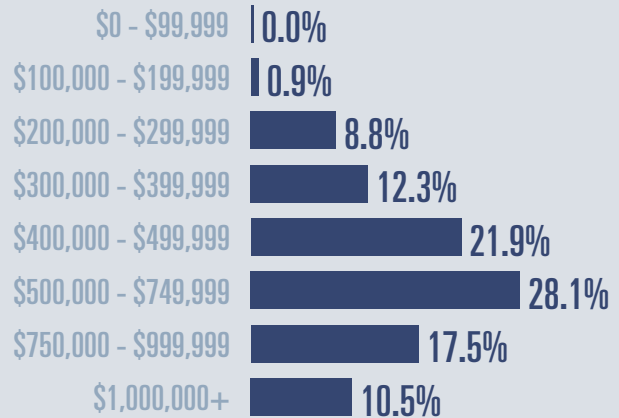
Median price

\$539,000

↑ **13%**

Compared to same quarter last year

Price Distribution



Active listings

↑ **10%**

77 in 2022 Q1



Closed sales

↓ **11.5%**

116 in 2022 Q1



Days on market

Days on market 86

Days to close 29

Total 115

11 days less than 2021 Q1



Months of inventory

1.8

Compared to 1.5 in 2021 Q1

About the data used in this report

Data used in this report come from the Texas REALTOR® Data Relevance Project, a partnership among the Texas Association of REALTORS® and local REALTOR® associations throughout the state. Analysis is provided through a research agreement with the Real Estate Center at Texas A&M University.



Blanco County Housing Report

2022 Q1




Median price

\$476,000

↑ **37.2%**

Compared to same quarter last year

Price Distribution



Active listings

↑ **94.1%**

66 in 2022 Q1



Closed sales

↑ **72%**

86 in 2022 Q1



Days on market

Days on market 55

Days to close 63

Total 118

6 days less than 2021 Q1



Months of inventory

2.7

Compared to 1.8 in 2021 Q1

About the data used in this report

Data used in this report come from the Texas REALTOR® Data Relevance Project, a partnership among the Texas Association of REALTORS® and local REALTOR® associations throughout the state. Analysis is provided through a research agreement with the Real Estate Center at Texas A&M University.



Mason County Housing Report

2022 Q1




Median price

\$354,500

↑ **65.1%**

Compared to same quarter last year

Price Distribution



Active listings

Flat

0%

12 in 2022 Q1



Closed sales

↓ **20%**

12 in 2022 Q1



Days on market

Days on market 100

Days to close 10

Total 110

33 days less than 2021 Q1



Months of inventory

4.1

Compared to 3.3 in 2021 Q1

About the data used in this report

Data used in this report come from the Texas REALTOR® Data Relevance Project, a partnership among the Texas Association of REALTORS® and local REALTOR® associations throughout the state. Analysis is provided through a research agreement with the Real Estate Center at Texas A&M University.



Kimble County Housing Report

2022 Q1



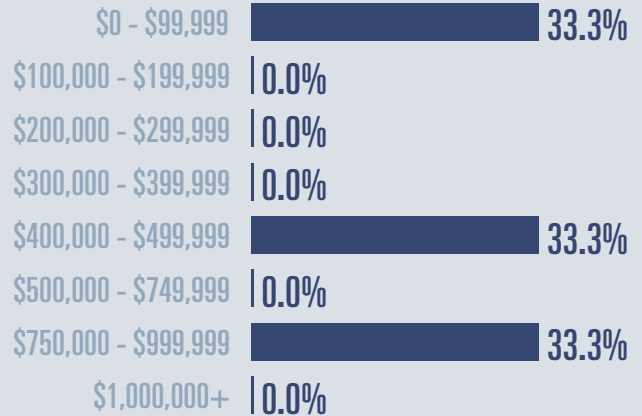
Median price

\$445,000

↑ **100%**

Compared to same quarter last year

Price Distribution



Active listings

↑ **250%**

7 in 2022 Q1



Closed sales

↑ **100%**

3 in 2022 Q1



Days on market

Days on market 49

Days to close 19

Total 68

68 days more than 2021 Q1



Months of inventory

7.0

Compared to 3.0 in 2021 Q1

About the data used in this report

Data used in this report come from the Texas REALTOR® Data Relevance Project, a partnership among the Texas Association of REALTORS® and local REALTOR® associations throughout the state. Analysis is provided through a research agreement with the Real Estate Center at Texas A&M University.

