

Central Hill Country Housing Report

April 2022



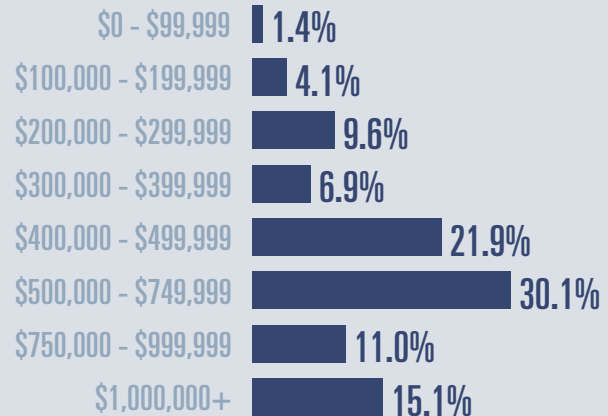
Median price

\$581,000

↑ **23.1%**

Compared to April 2021

Price Distribution



Active listings

↑ **52.1%**

184 in April 2022



Closed sales

↓ **3.8%**

77 in April 2022



Days on market

Days on market 77

Days to close 25

Total 102

9 days less than April 2021



Months of inventory

2.5

Compared to 1.7 in April 2021

About the data used in this report

Data used in this report come from the Texas REALTOR® Data Relevance Project, a partnership among the Texas Association of REALTORS® and local REALTOR® associations throughout the state. Analysis is provided through a research agreement with the Real Estate Center at Texas A&M University.



Gillespie County Housing Report

April 2022



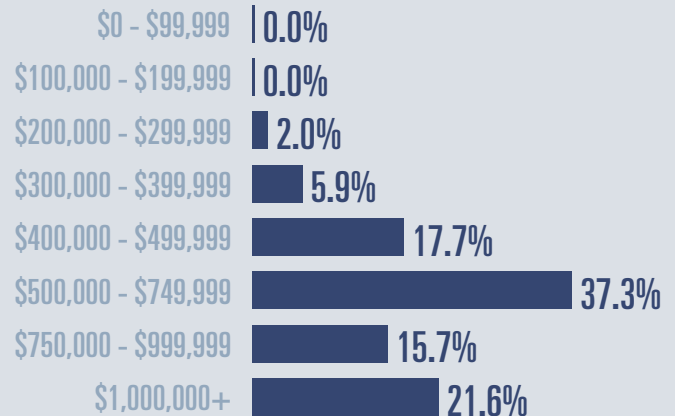
Median price

\$675,000

↑ **20.5%**

Compared to April 2021

Price Distribution



Active listings

↑ **13.3%**

85 in April 2022



Closed sales

↑ **26.2%**

53 in April 2022



Days on market

Days on market 87

Days to close 23

Total 110

4 days more than April 2021



Months of inventory

1.9

Compared to 1.6 in April 2021

About the data used in this report

Data used in this report come from the Texas REALTOR® Data Relevance Project, a partnership among the Texas Association of REALTORS® and local REALTOR® associations throughout the state. Analysis is provided through a research agreement with the Real Estate Center at Texas A&M University.



Blanco County Housing Report

April 2022




Median price

\$420,500

↑ **6.5%**

Compared to April 2021

Price Distribution



Active listings

↑ **120.6%**

75 in April 2022



Closed sales

↓ **62.9%**

13 in April 2022



Days on market

Days on market 51

Days to close 43

Total 94

22 days less than April 2021



Months of inventory

3.2

Compared to 1.7 in April 2021

About the data used in this report

Data used in this report come from the Texas REALTOR® Data Relevance Project, a partnership among the Texas Association of REALTORS® and local REALTOR® associations throughout the state. Analysis is provided through a research agreement with the Real Estate Center at Texas A&M University.



Kimble County Housing Report

April 2022



Median price

↓ 100%

Compared to April 2021

Price Distribution

\$0 - \$99,999	0.0%
\$100,000 - \$199,999	0.0%
\$200,000 - \$299,999	0.0%
\$300,000 - \$399,999	0.0%
\$400,000 - \$499,999	0.0%
\$500,000 - \$749,999	0.0%
\$750,000 - \$999,999	0.0%
\$1,000,000+	0.0%



Active listings

↑ 300%

8 in April 2022



Closed sales

↓ 100%

0 in April 2022



Days on market

Days on market 0

Days to close 0

Total 0

201 days less than April 2021



Months of inventory

8.7

Compared to 2.7 in April 2021

About the data used in this report

Data used in this report come from the Texas REALTOR® Data Relevance Project, a partnership among the Texas Association of REALTORS® and local REALTOR® associations throughout the state. Analysis is provided through a research agreement with the Real Estate Center at Texas A&M University.



Mason County Housing Report

April 2022



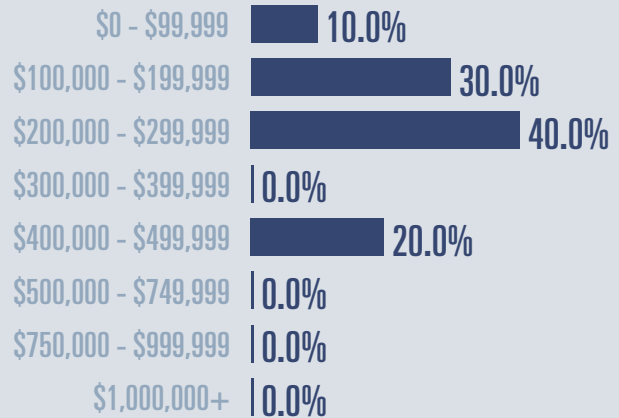
Median price

\$222,500

↓ **58.9%**

Compared to April 2021

Price Distribution



Active listings

↑ **60%**

16 in April 2022



Closed sales

↑ **400%**

10 in April 2022



Days on market

Days on market 60

Days to close 12

Total 72

5 days less than April 2021



Months of inventory

4.6

Compared to 2.7 in April 2021

About the data used in this report

Data used in this report come from the Texas REALTOR® Data Relevance Project, a partnership among the Texas Association of REALTORS® and local REALTOR® associations throughout the state. Analysis is provided through a research agreement with the Real Estate Center at Texas A&M University.

