

# Central Hill Country Housing Report

October 2020




Median price

\$395,000

Up **31.2%**

Compared to October 2019

## Price Distribution



Active listings

Down **41.4%**

215 in October 2020



Closed sales

Up **21%**

75 in October 2020



Days on market

Days on market 129

Days to close 13

**Total 142**

36 days more than October 2019



Months of inventory

**3.7**

Compared to 7.0 in October 2019

### About the data used in this report

Data used in this report come from the Texas REALTOR® Data Relevance Project, a partnership among the Texas Association of REALTORS® and local REALTOR® associations throughout the state. Analysis is provided through a research agreement with the Real Estate Center at Texas A&M University.



# Gillespie County Housing Report

October 2020




Median price

\$420,000

Up **11.3%**

Compared to October 2019

## Price Distribution



Active listings

Down **43.7%**

142 in October 2020



Closed sales

Up **51.4%**

56 in October 2020



Days on market

Days on market 149

Days to close 6

**Total 155**

43 days more than October 2019



Months of inventory

**3.6**

Compared to 7.3 in October 2019

### About the data used in this report

Data used in this report come from the Texas REALTOR® Data Relevance Project, a partnership among the Texas Association of REALTORS® and local REALTOR® associations throughout the state. Analysis is provided through a research agreement with the Real Estate Center at Texas A&M University.



# Blanco County Housing Report

October 2020

## Price Distribution




### Median price

\$348,000

Up **28.9%**

Compared to October 2019



### Active listings

Down

**38.5%**

56 in October 2020



### Closed sales

Down

**36%**

16 in October 2020



### Days on market

Days on market 62

Days to close 38

**Total 100**

1 day more than October 2019



### Months of inventory

**3.7**

Compared to 6.7 in October 2019

#### About the data used in this report

Data used in this report come from the Texas REALTOR® Data Relevance Project, a partnership among the Texas Association of REALTORS® and local REALTOR® associations throughout the state. Analysis is provided through a research agreement with the Real Estate Center at Texas A&M University.



# Mason County Housing Report

October 2020

## Price Distribution

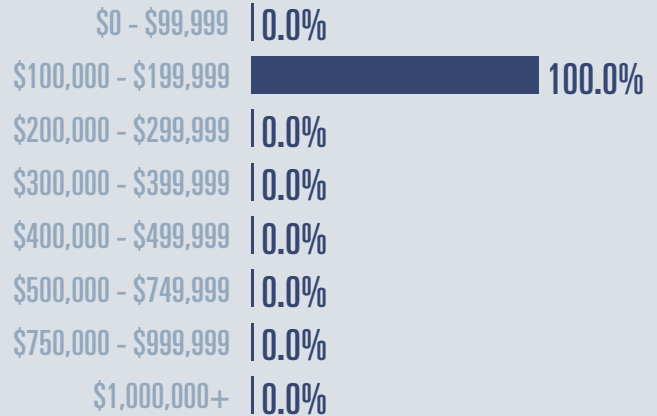


Median price

\$147,500

Up **100%**

Compared to October 2019



Active listings

Down **23.5%**

13 in October 2020



Closed sales

Up **100%**

1 in October 2020



Days on market

Days on market 101

Days to close 0

---

Total 101

101 days more than October 2019



Months of inventory

**4.2**

Compared to 5.5 in October 2019

### About the data used in this report

Data used in this report come from the Texas REALTOR® Data Relevance Project, a partnership among the Texas Association of REALTORS® and local REALTOR® associations throughout the state. Analysis is provided through a research agreement with the Real Estate Center at Texas A&M University.



# Kimble County Housing Report

October 2020

## Price Distribution

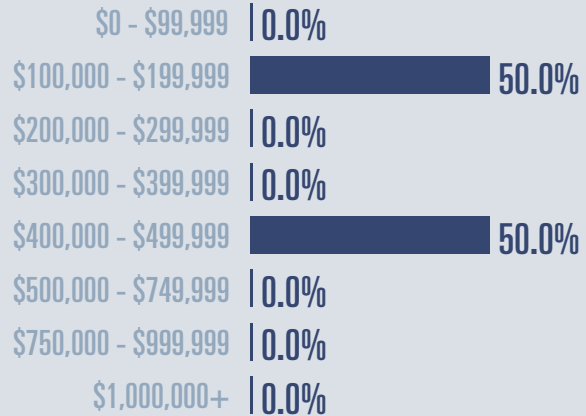


### Median price

\$310,750

Up **100%**

Compared to October 2019



### Active listings

Down **42.9%**

4 in October 2020



### Closed sales

Up **100%**

2 in October 2020



### Days on market

Days on market 84

Days to close 20

**Total 104**

104 days more than October 2019



### Months of inventory

**5.3**

Compared to 8.4 in October 2019

#### About the data used in this report

Data used in this report come from the Texas REALTOR® Data Relevance Project, a partnership among the Texas Association of REALTORS® and local REALTOR® associations throughout the state. Analysis is provided through a research agreement with the Real Estate Center at Texas A&M University.

