

## Market Selector

Local Association  
Central Hill Country Board of RE..

Market Type  
City/Local Market Area

Market Name  
Central Hill Country

Frequency  
Monthly

Date  
January 2020

Property Type  
Single Family

Construction Type  
All (Existing & New)

## January 2020 Market Statistics - Central Hill Country

**Median Price**  
**\$335,000**  
▲ 5.8% YoY

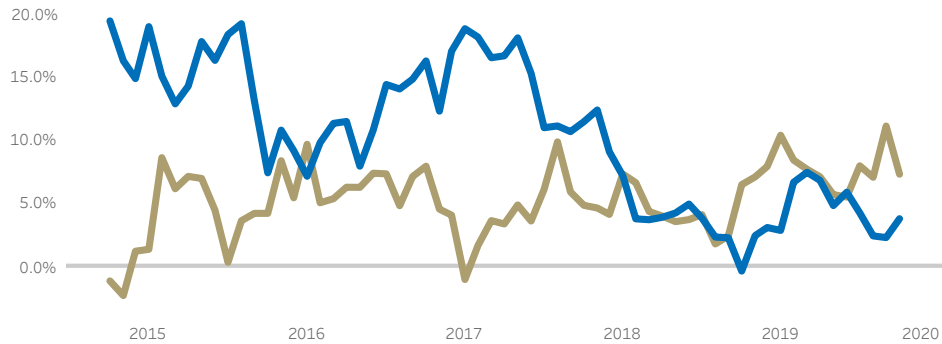
**Closed Sales**  
**48**  
▲ 0.0% YoY

**Active Listings**  
**271**  
▼ -11.4% YoY

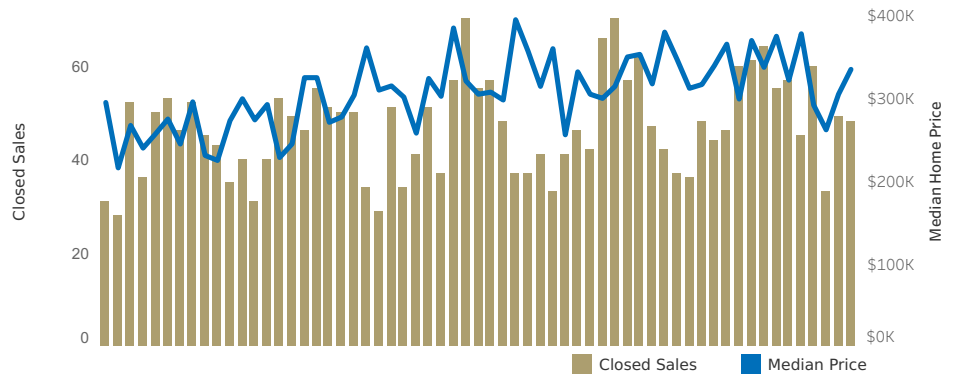
**Months Inventory**  
**5.2**  
▼ -1.0 YoY



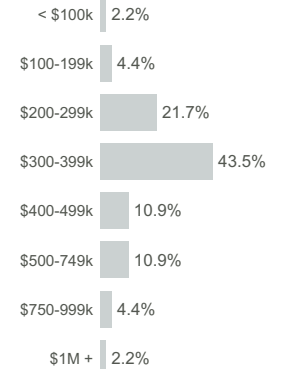
### GROWTH TREND FOR CLOSED SALES AND MEDIAN PRICE



### CLOSED AND MEDIAN PRICE HISTORY



### PRICE DISTRIBUTION



### TRANSACTION TIME STATS

**Days on Market**  
**179**

69 days more than January 2019

**Days to Close**  
**18**

5 days more than January 2019

**Total Days**  
**197**

74 days more than January 2019

### HOME VALUATION STATS

**Median Price/Sq Ft**  
**\$180.86**  
▲ 3.1% YoY

**Median Home Size**  
**1,908** sq ft

**Median Year Built**  
**2008**

**Close/Original List**  
**92.5%**



© 2019 Texas REALTORS® - Data used in this report come from the Texas REALTOR® Data Relevance Project, a partnership among Texas REALTORS® and local REALTOR® associations throughout the state. Analysis provided through a research agreement with the Real Estate Center at Texas A&M University.

## Market Selector

Local Association  
Central Hill Country Board of RE..

Market Type  
County

Market Name  
Gillespie County

Frequency  
Monthly

Date  
January 2020

Property Type  
Single Family

Construction Type  
All (Existing & New)

## January 2020 Market Statistics - Gillespie County

**Median Price**  
**\$352,500**  
▲ 6.3% YoY

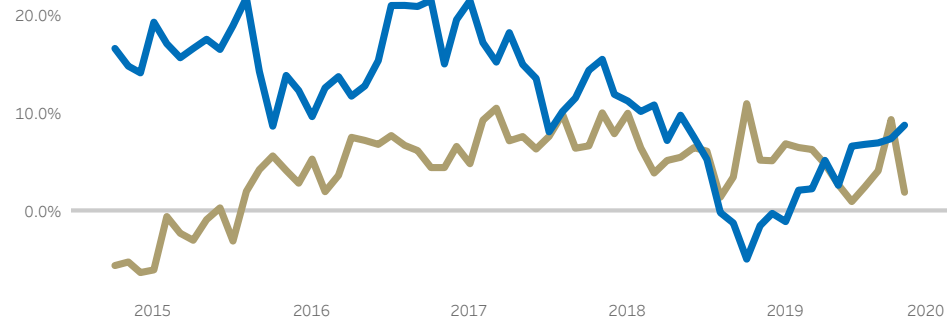
**Closed Sales**  
**33**  
▼ -8.3% YoY

**Active Listings**  
**187**  
▼ -6.0% YoY

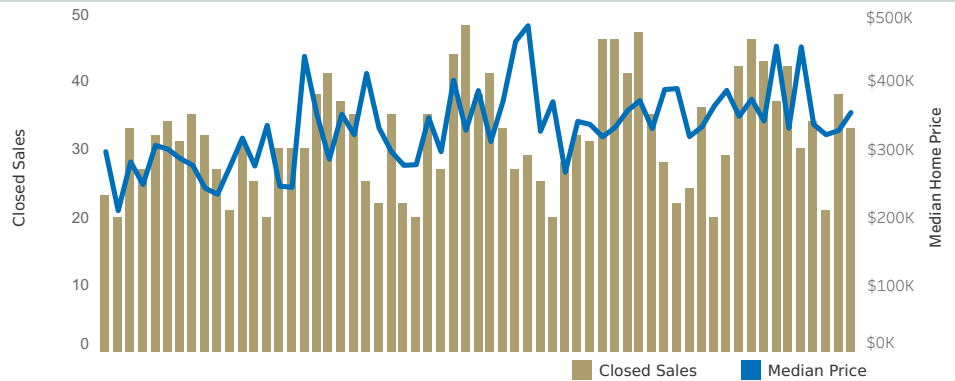
**Months Inventory**  
**5.4**  
▼ -0.3 YoY



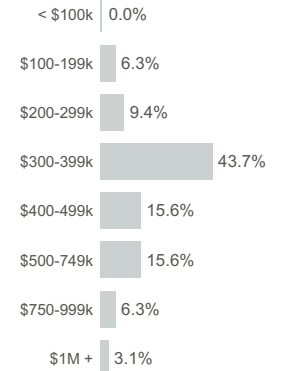
### GROWTH TREND FOR CLOSED SALES AND MEDIAN PRICE



### CLOSED AND MEDIAN PRICE HISTORY



### PRICE DISTRIBUTION



### TRANSACTION TIME STATS

**Days on Market**  
**145**

41 days more than January 2019

**Days to Close**  
**11**

4 days more than January 2019

**Total Days**  
**156**

45 days more than January 2019

### HOME VALUATION STATS

**Median Price/Sq Ft**  
**\$196.61**  
▲ 9.8% YoY

**Median Home Size**  
**1,940** sq ft

**Median Year Built**  
**2006**

**Close/Original List**  
**95.2%**



© 2019 Texas REALTORS® - Data used in this report come from the Texas REALTOR® Data Relevance Project, a partnership among Texas REALTORS® and local REALTOR® associations throughout the state. Analysis provided through a research agreement with the Real Estate Center at Texas A&M University.

## Market Selector

Local Association  
Central Hill Country Board of RE..

Market Type  
County

Market Name  
Blanco County

Frequency  
Monthly

Date  
January 2020

Property Type  
Single Family

Construction Type  
All (Existing & New)

## January 2020 Market Statistics - Blanco County

**Median Price**  
**\$286,500**  
▲ 2.7% YoY

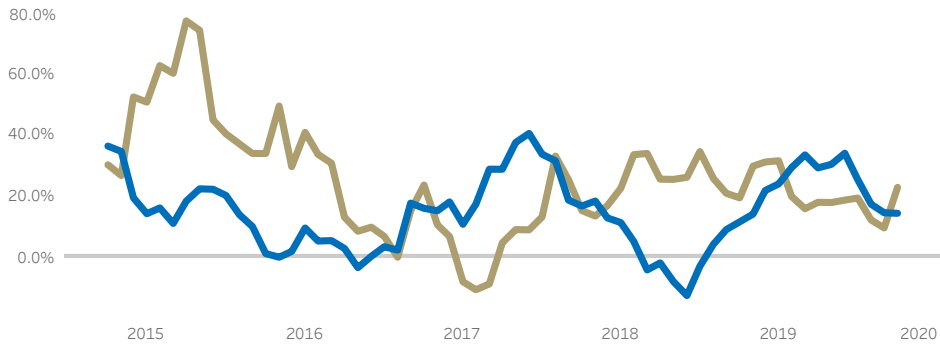
**Closed Sales**  
**11**  
▲ 120.0% YoY

**Active Listings**  
**67**  
▼ -17.3% YoY

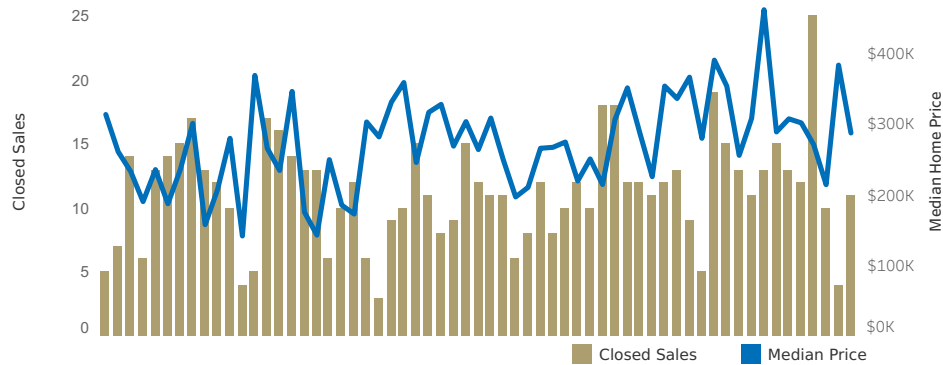
**Months Inventory**  
**5.0**  
▼ -1.9 YoY



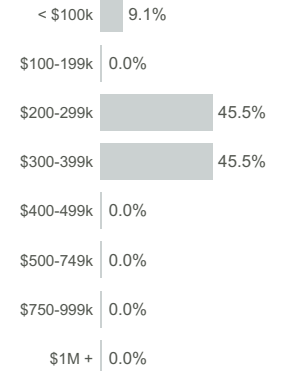
### GROWTH TREND FOR CLOSED SALES AND MEDIAN PRICE



### CLOSED AND MEDIAN PRICE HISTORY



### PRICE DISTRIBUTION



### TRANSACTION TIME STATS

**Days on Market**  
**268**

180 days more than January 2019

**Days to Close**  
**43**

27 days more than January 2019

**Total Days**  
**311**

207 days more than January 2019

### HOME VALUATION STATS

**Median Price/Sq Ft**  
**\$138.22**  
▼ -17.6% YoY

**Median Home Size**  
**1,813 sq ft**

**Median Year Built**  
**2009**

**Close/Original List**  
**86.8%**



© 2019 Texas REALTORS® - Data used in this report come from the Texas REALTOR® Data Relevance Project, a partnership among Texas REALTORS® and local REALTOR® associations throughout the state. Analysis provided through a research agreement with the Real Estate Center at Texas A&M University.

## Market Selector

Local Association  
Central Hill Country Board of RE..

Market Type  
County

Market Name  
Mason County

Frequency  
Monthly

Date  
January 2020

Property Type  
Single Family

Construction Type  
All (Existing & New)

## January 2020 Market Statistics - Mason County

**Median Price**  
**\$280,000**  
▼ -22.2% YoY

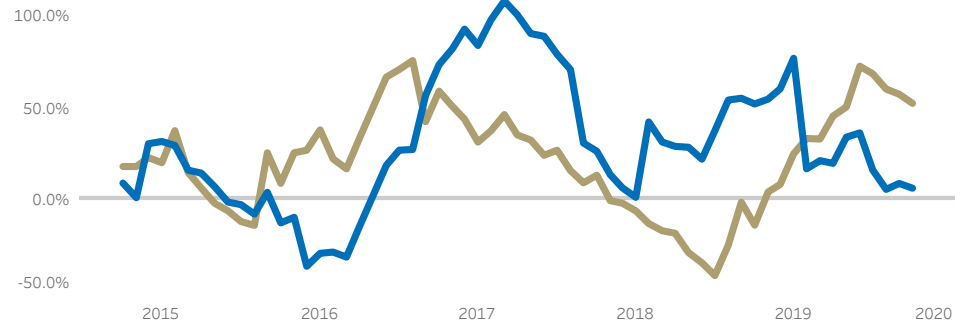
**Closed Sales**  
**2**  
▼ -60.0% YoY

**Active Listings**  
**12**  
▼ -14.3% YoY

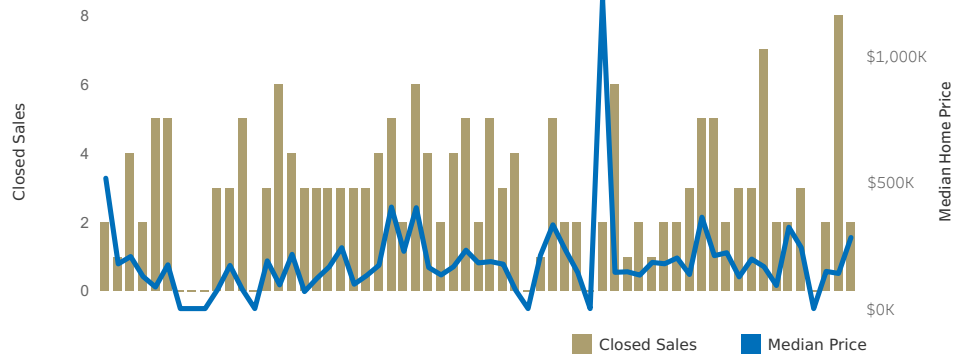
**Months Inventory**  
**3.7**  
▼ -2.3 YoY



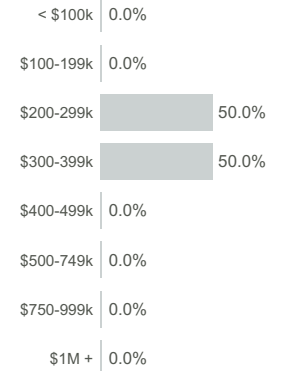
### GROWTH TREND FOR CLOSED SALES AND MEDIAN PRICE



### CLOSED AND MEDIAN PRICE HISTORY



### PRICE DISTRIBUTION



### HOME VALUATION STATS

**Median Price/Sq Ft**  
**\$178.55**  
▲ 6.3% YoY

**Median Home Size**  
**1,572 sq ft**

**Median Year Built**  
**0**

**Close/Original List**  
**100.0%**

### TRANSACTION TIME STATS

**Days on Market**  
**45**

83 days less than January 2019

**Days to Close**  
**0**

50 days less than January 2019

**Total Days**  
**45**

133 days less than January 2019



© 2019 Texas REALTORS® - Data used in this report come from the Texas REALTOR® Data Relevance Project, a partnership among Texas REALTORS® and local REALTOR® associations throughout the state. Analysis provided through a research agreement with the Real Estate Center at Texas A&M University.

## Market Selector

Local Association  
Central Hill Country Board of RE..

Market Type  
County

Market Name  
Kimble County

Frequency  
Monthly

Date  
January 2020

Property Type  
Single Family

Construction Type  
All (Existing & New)

## January 2020 Market Statistics - Kimble County

**Median Price**  
**\$210,000**  
▲ 10.4% YoY

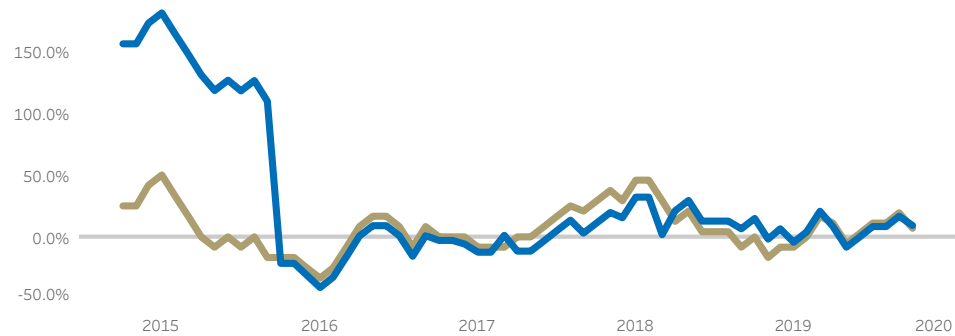
**Closed Sales**  
**1**  
▼ -50.0% YoY

**Active Listings**  
**5**  
▼ -58.3% YoY

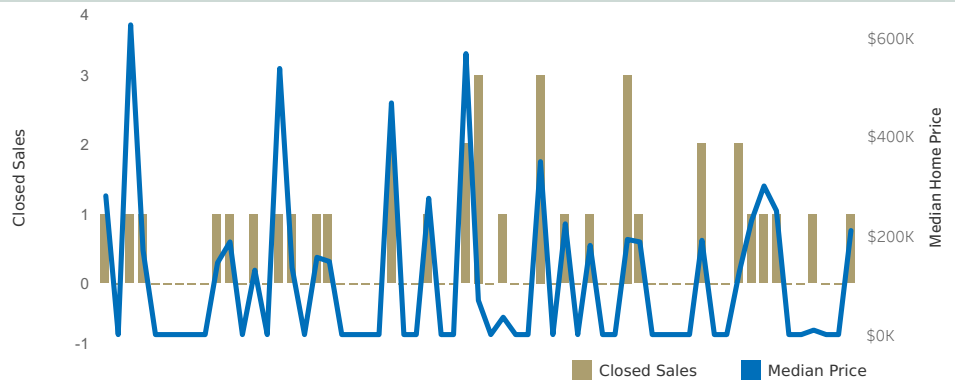
**Months Inventory**  
**8.6**  
▼ -9.4 YoY



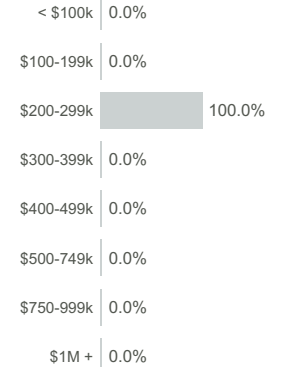
### GROWTH TREND FOR CLOSED SALES AND MEDIAN PRICE



### CLOSED AND MEDIAN PRICE HISTORY



### PRICE DISTRIBUTION



### TRANSACTION TIME STATS

**Days on Market**  
**568**

349 days more than January 2019

**Days to Close**  
**0**

21 days less than January 2019

**Total Days**  
**568**

328 days more than January 2019

### HOME VALUATION STATS

**Median Price/Sq Ft**  
**\$80.12**  
▼ -53.6% YoY

**Median Home Size**  
**2,621 sq ft**

**Median Year Built**  
**0**

**Close/Original List**  
**68.0%**



© 2019 Texas REALTORS® - Data used in this report come from the Texas REALTOR® Data Relevance Project, a partnership among Texas REALTORS® and local REALTOR® associations throughout the state. Analysis provided through a research agreement with the Real Estate Center at Texas A&M University.