

# Central Hill Country Housing Report

## April 2021



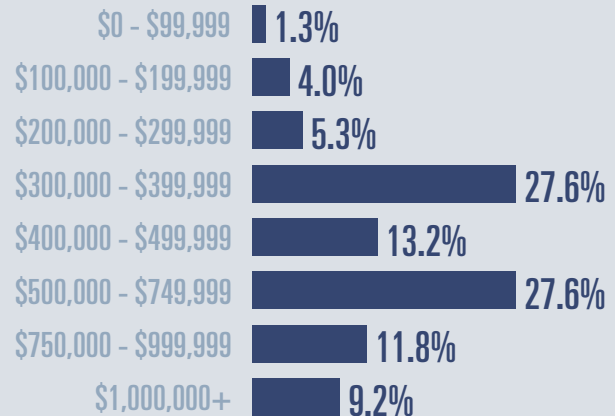
### Median price

\$481,150

↑ **51.4%**

Compared to April 2020

### Price Distribution



### Active listings

↓ **64.5%**

114 in April 2021



### Closed sales

↑ **50.9%**

80 in April 2021



### Days on market

Days on market 91

Days to close 30

---

Total 121

20 days less than April 2020



### Months of inventory

**1.6**

Compared to 5.9 in April 2020

#### About the data used in this report

Data used in this report come from the Texas REALTOR® Data Relevance Project, a partnership among the Texas Association of REALTORS® and local REALTOR® associations throughout the state. Analysis is provided through a research agreement with the Real Estate Center at Texas A&M University.



# Blanco County Housing Report

## April 2021



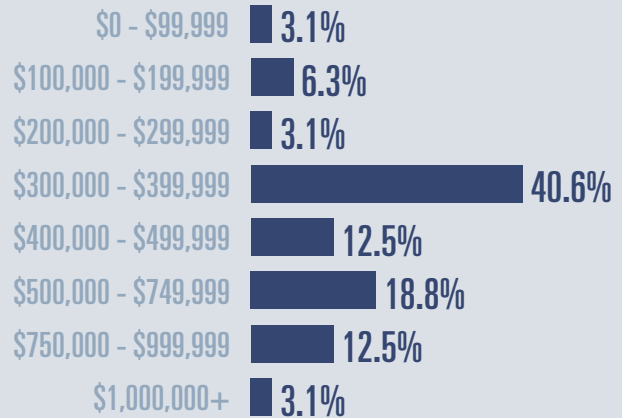
### Median price

\$395,000

↑ **31.9%**

Compared to April 2020

### Price Distribution



### Active listings

↓ **50%**

39 in April 2021



### Closed sales

↑ **54.6%**

34 in April 2021



### Days on market

Days on market 74

Days to close 43

---

Total 117

46 days less than April 2020



### Months of inventory

**1.9**

Compared to 5.7 in April 2020

#### About the data used in this report

Data used in this report come from the Texas REALTOR® Data Relevance Project, a partnership among the Texas Association of REALTORS® and local REALTOR® associations throughout the state. Analysis is provided through a research agreement with the Real Estate Center at Texas A&M University.



TEXAS A&M UNIVERSITY  
Texas Real Estate Research Center



# Gillespie County Housing Report

## April 2021



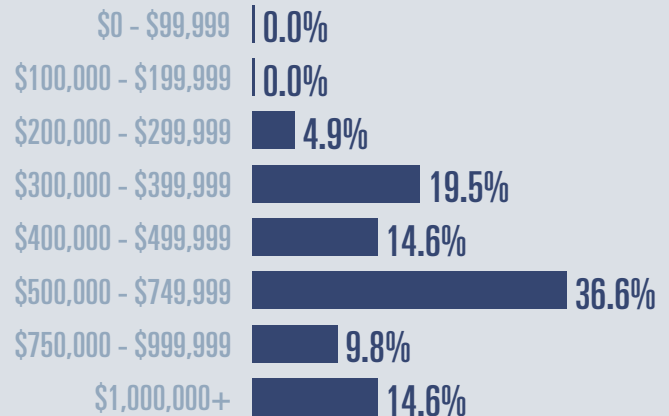
### Median price

\$574,000

↑ **55.1%**

Compared to April 2020

### Price Distribution



### Active listings

↓ **72%**

63 in April 2021



### Closed sales

↑ **40%**

42 in April 2021



### Days on market

Days on market 105

Days to close 19

---

Total 124

3 days less than April 2020



### Months of inventory

**1.3**

Compared to 6.1 in April 2020

#### About the data used in this report

Data used in this report come from the Texas REALTOR® Data Relevance Project, a partnership among the Texas Association of REALTORS® and local REALTOR® associations throughout the state. Analysis is provided through a research agreement with the Real Estate Center at Texas A&M University.



# Mason County Housing Report

## April 2021



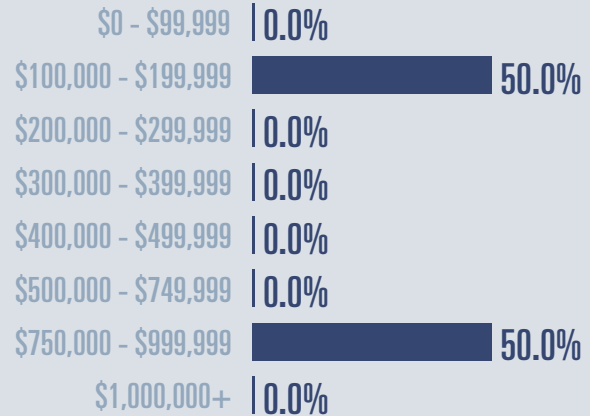
### Median price

\$541,780

↑ **232.6%**

Compared to April 2020

### Price Distribution



### Active listings

↓ **28.6%**

10 in April 2021



### Closed sales

↑ **100%**

2 in April 2021



### Days on market

Days on market 51

Days to close 26

---

Total 77

36 days more than April 2020



### Months of inventory

**2.6**

Compared to 4.5 in April 2020

#### About the data used in this report

Data used in this report come from the Texas REALTOR® Data Relevance Project, a partnership among the Texas Association of REALTORS® and local REALTOR® associations throughout the state. Analysis is provided through a research agreement with the Real Estate Center at Texas A&M University.



TEXAS A&M UNIVERSITY  
Texas Real Estate Research Center



# Kimble County Housing Report

## April 2021

### Price Distribution



Median price

\$220,000

↑ **100%**

Compared to April 2020



Active listings

↓ **50%**

2 in April 2021



Closed sales

↑ **100%**

1 in April 2021



Days on market

Days on market 157

Days to close 44

---

Total 201

201 days more than April 2020



Months of inventory

**2.7**

Compared to 6.9 in April 2020

#### About the data used in this report

Data used in this report come from the Texas REALTOR® Data Relevance Project, a partnership among the Texas Association of REALTORS® and local REALTOR® associations throughout the state. Analysis is provided through a research agreement with the Real Estate Center at Texas A&M University.

