

# Central Hill Country Housing Report

2020 Q3




Median price

\$372,500

Up **3.5%**

Compared to same quarter last year

## Price Distribution



Active listings

Down **31.6%**

243 in 2020 Q3



Closed sales

Up **56.1%**

245 in 2020 Q3



Days on market

Days on market 109

Days to close 17

**Total 126**

8 days more than 2019 Q3



Months of inventory

**4.2**

Compared to 7.1 in 2019 Q3

### About the data used in this report

Data used in this report come from the Texas REALTOR® Data Relevance Project, a partnership among the Texas Association of REALTORS® and local REALTOR® associations throughout the state. Analysis is provided through a research agreement with the Real Estate Center at Texas A&M University.



# Gillespie County Housing Report

2020 Q3



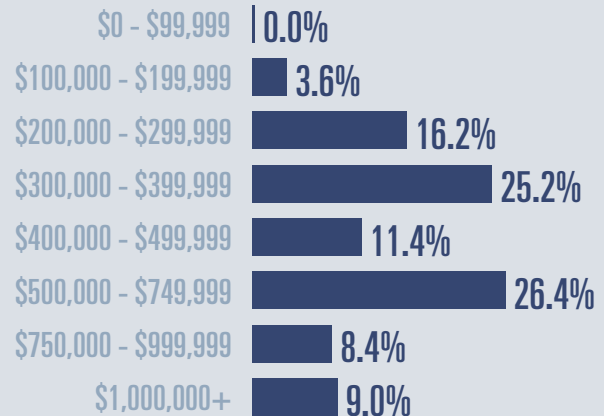
Median price

\$430,000

Up **7.5%**

Compared to same quarter last year

## Price Distribution



Active listings

Down **31.9%**

162 in 2020 Q3



Closed sales

Up **55.1%**

169 in 2020 Q3



Days on market

Days on market 119

Days to close 9

---

Total 128

12 days more than 2019 Q3



Months of inventory

**4.3**

Compared to 7.1 in 2019 Q3

### About the data used in this report

Data used in this report come from the Texas REALTOR® Data Relevance Project, a partnership among the Texas Association of REALTORS® and local REALTOR® associations throughout the state. Analysis is provided through a research agreement with the Real Estate Center at Texas A&M University.



# Blanco County Housing Report

2020 Q3




## Median price

\$314,000

Up **4%**

Compared to same quarter last year

## Price Distribution



## Active listings

Down

**33%**

65 in 2020 Q3



## Closed sales

Up

**50%**

60 in 2020 Q3



## Days on market

Days on market 83

Days to close 40

**Total 123**

8 days more than 2019 Q3



## Months of inventory

**4.0**

Compared to 7.7 in 2019 Q3

### About the data used in this report

Data used in this report come from the Texas REALTOR® Data Relevance Project, a partnership among the Texas Association of REALTORS® and local REALTOR® associations throughout the state. Analysis is provided through a research agreement with the Real Estate Center at Texas A&M University.



# Mason County Housing Report

2020 Q3




Median price

\$335,000

Up **191.3%**

Compared to same quarter last year

## Price Distribution



Active listings

Flat **0%**

14 in 2020 Q3



Closed sales

Up **57.1%**

11 in 2020 Q3



Days on market

Days on market 114

Days to close 11

**Total 125**

27 days less than 2019 Q3



Months of inventory

**4.7**

Compared to 4.3 in 2019 Q3

### About the data used in this report

Data used in this report come from the Texas REALTOR® Data Relevance Project, a partnership among the Texas Association of REALTORS® and local REALTOR® associations throughout the state. Analysis is provided through a research agreement with the Real Estate Center at Texas A&M University.



# Kimble County Housing Report

2020 Q3



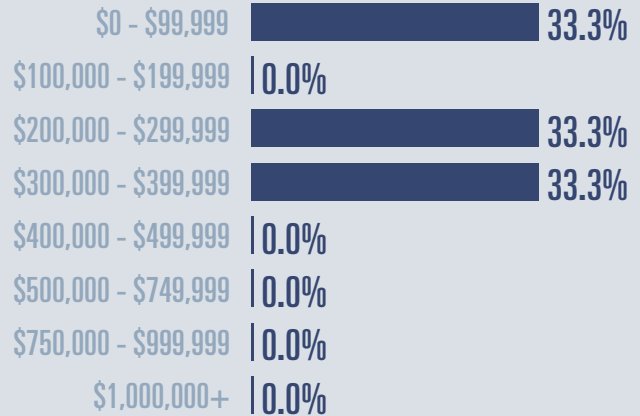
Median price

\$235,000

Down **6%**

Compared to same quarter last year

## Price Distribution



Active listings

Down **66.7%**

2 in 2020 Q3



Closed sales

Up **200%**

3 in 2020 Q3



Days on market

Days on market 78

Days to close 48

**Total 126**

78 days more than 2019 Q3



Months of inventory

**3.4**

Compared to 9.0 in 2019 Q3

### About the data used in this report

Data used in this report come from the Texas REALTOR® Data Relevance Project, a partnership among the Texas Association of REALTORS® and local REALTOR® associations throughout the state. Analysis is provided through a research agreement with the Real Estate Center at Texas A&M University.



REAL ESTATE CENTER  
TEXAS A&M UNIVERSITY

