

Central Hill Country Housing Report

March 2024




Median price

\$470,000

↓ **8.7%**

Compared to March 2023

Price Distribution



Active listings

↑ **26.3%**

499 in March 2024



Closed sales

↑ **10.2%**

54 in March 2024



Days on market

Days on market 134

Days to close 14

Total 148

37 days more than March 2023



Months of inventory

10.3

Compared to 8.0 in March 2023

About the data used in this report

Data used in this report come from the Texas REALTOR® Data Relevance Project, a partnership among the Texas Association of REALTORS® and local REALTOR® associations throughout the state. Analysis is provided through a research agreement with the Real Estate Center at Texas A&M University.



Blanco County Housing Report

March 2024



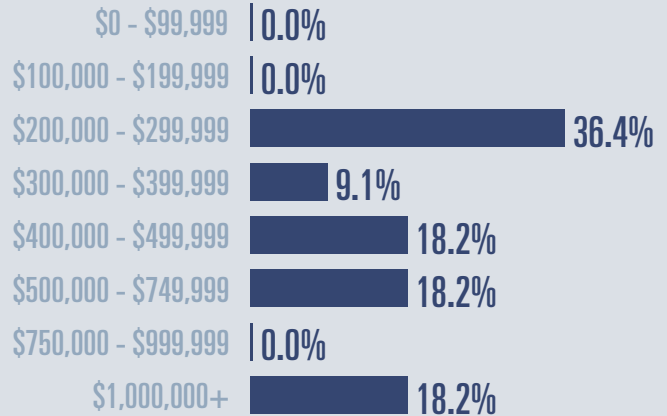
Median price

\$443,000

↓ **6.3%**

Compared to March 2023

Price Distribution



Active listings

↑ **18%**

164 in March 2024



Closed sales

↓ **25%**

12 in March 2024



Days on market

Days on market 128

Days to close 31

Total 159

59 days more than March 2023



Months of inventory

12.2

Compared to 10.1 in March 2023

About the data used in this report

Data used in this report come from the Texas REALTOR® Data Relevance Project, a partnership among the Texas Association of REALTORS® and local REALTOR® associations throughout the state. Analysis is provided through a research agreement with the Real Estate Center at Texas A&M University.



Gillespie County Housing Report

March 2024




Median price

\$474,000

↓ **20.3%**

Compared to March 2023

Price Distribution



Active listings

↑ **39.5%**

293 in March 2024



Closed sales

↑ **44.4%**

39 in March 2024



Days on market

Days on market 139

Days to close 8

Total 147

35 days more than March 2023



Months of inventory

9.3

Compared to 6.7 in March 2023

About the data used in this report

Data used in this report come from the Texas REALTOR® Data Relevance Project, a partnership among the Texas Association of REALTORS® and local REALTOR® associations throughout the state. Analysis is provided through a research agreement with the Real Estate Center at Texas A&M University.



Kimble County Housing Report

March 2024



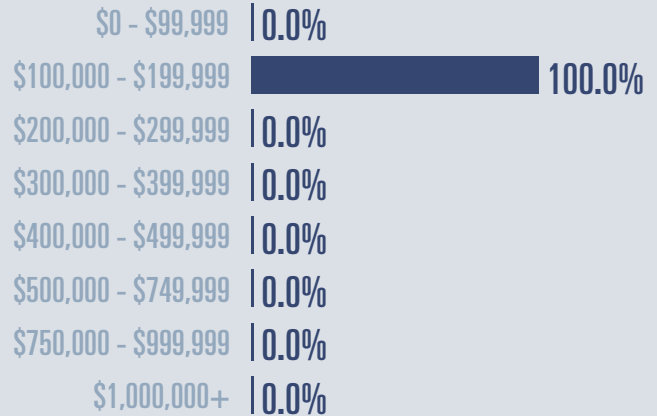
Median price

\$120,000

↓ **86.7%**

Compared to March 2023

Price Distribution



Active listings

↑ **88.9%**

17 in March 2024



Closed sales

Flat **0%**

1 in March 2024



Days on market

Days on market 122

Days to close 33

Total 155

44 days more than March 2023



Months of inventory

20.4

Compared to 10.8 in March 2023

About the data used in this report

Data used in this report come from the Texas REALTOR® Data Relevance Project, a partnership among the Texas Association of REALTORS® and local REALTOR® associations throughout the state. Analysis is provided through a research agreement with the Real Estate Center at Texas A&M University.



Mason County Housing Report

March 2024



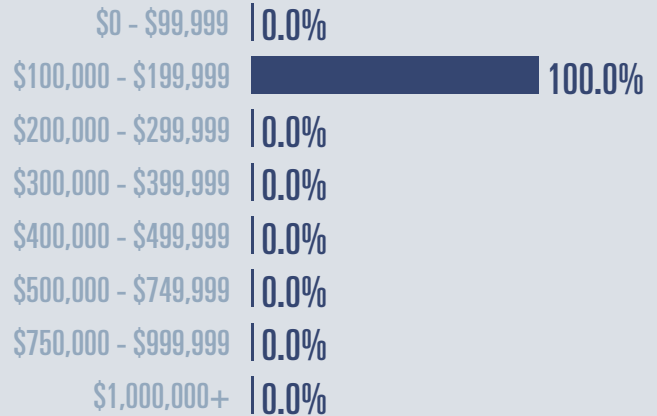
Median price

\$153,000

↓ **23.5%**

Compared to March 2023

Price Distribution



Active listings

↓ **32.4%**

25 in March 2024



Closed sales

↓ **60%**

2 in March 2024



Days on market

Days on market 66

Days to close 18

Total 84

60 days less than March 2023



Months of inventory

10.7

Compared to 12.3 in March 2023

About the data used in this report

Data used in this report come from the Texas REALTOR® Data Relevance Project, a partnership among the Texas Association of REALTORS® and local REALTOR® associations throughout the state. Analysis is provided through a research agreement with the Real Estate Center at Texas A&M University.



TEXAS A&M UNIVERSITY
Texas Real Estate Research Center

