

# Central Hill Country Housing Report

## November 2023



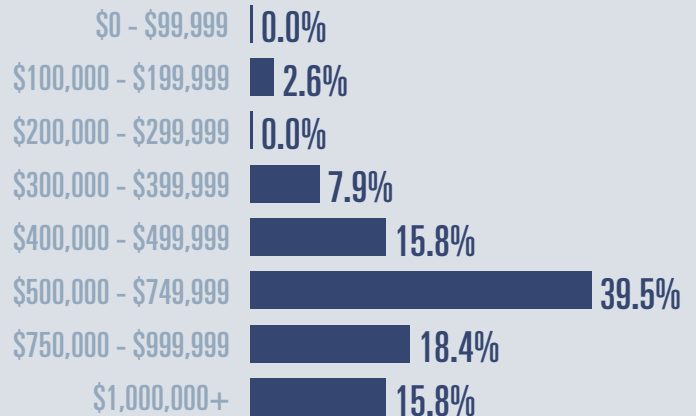
### Median price

\$585,132

↑ **26.1%**

Compared to November 2022

### Price Distribution



### Active listings

↑ **46.3%**

528 in November 2023



### Closed sales

↓ **16.7%**

40 in November 2023



### Days on market

Days on market 147

Days to close 16

---

Total 163

49 days more than November 2022



### Months of inventory

**11.0**

Compared to 5.9 in November 2022

#### About the data used in this report

Data used in this report come from the Texas REALTOR® Data Relevance Project, a partnership among the Texas Association of REALTORS® and local REALTOR® associations throughout the state. Analysis is provided through a research agreement with the Real Estate Center at Texas A&M University.



# Gillespie County Housing Report

## November 2023



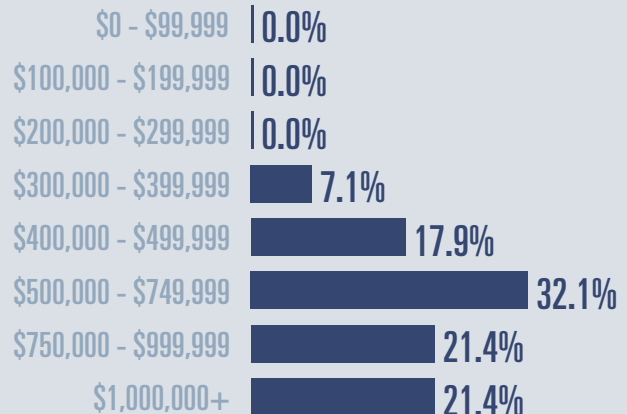
### Median price

\$572,632

↑ **5.1%**

Compared to November 2022

### Price Distribution



### Active listings

↑ **64.7%**

313 in November 2023



### Closed sales

↓ **19.4%**

29 in November 2023



### Days on market

Days on market 153

Days to close 12

---

Total 165

53 days more than November 2022



### Months of inventory

**10.6**

Compared to 5.1 in November 2022

#### About the data used in this report

Data used in this report come from the Texas REALTOR® Data Relevance Project, a partnership among the Texas Association of REALTORS® and local REALTOR® associations throughout the state. Analysis is provided through a research agreement with the Real Estate Center at Texas A&M University.



# Blanco County Housing Report

## November 2023



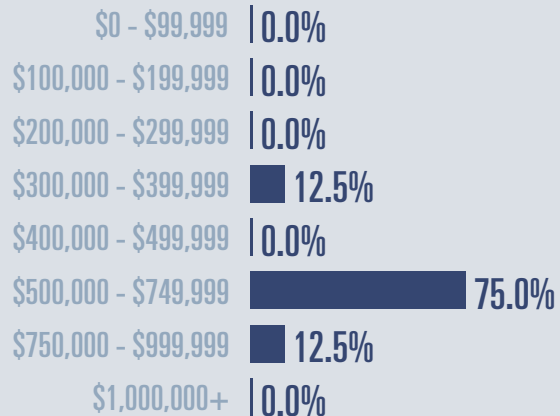
### Median price

\$620,000

↑ **51.1%**

Compared to November 2022

### Price Distribution



### Active listings

↑ **22.9%**

177 in November 2023



### Closed sales

↑ **28.6%**

9 in November 2023



### Days on market

Days on market 121

Days to close 31

---

Total 152

22 days more than November 2022



### Months of inventory

**11.8**

Compared to 7.4 in November 2022

#### About the data used in this report

Data used in this report come from the Texas REALTOR® Data Relevance Project, a partnership among the Texas Association of REALTORS® and local REALTOR® associations throughout the state. Analysis is provided through a research agreement with the Real Estate Center at Texas A&M University.



# Kimble County Housing Report

## November 2023



### Median price

\$430,000

↑ **164.6%**

Compared to November 2022

### Price Distribution

\$0 - \$99,999	0.0%
\$100,000 - \$199,999	0.0%
\$200,000 - \$299,999	0.0%
\$300,000 - \$399,999	0.0%
\$400,000 - \$499,999	100.0%
\$500,000 - \$749,999	0.0%
\$750,000 - \$999,999	0.0%
\$1,000,000+	0.0%



### Active listings

↑ **100%**

14 in November 2023



### Closed sales

↓ **50%**

1 in November 2023



### Days on market

Days on market 111

Days to close 19

---

Total 130

5 days more than November 2022



### Months of inventory

**18.7**

Compared to 7.6 in November 2022

#### About the data used in this report

Data used in this report come from the Texas REALTOR® Data Relevance Project, a partnership among the Texas Association of REALTORS® and local REALTOR® associations throughout the state. Analysis is provided through a research agreement with the Real Estate Center at Texas A&M University.



# Mason County Housing Report

## November 2023



### Median price

\$160,000

↓ **54.3%**

Compared to November 2022

### Price Distribution

\$0 - \$99,999	0.0%
\$100,000 - \$199,999	100.0%
\$200,000 - \$299,999	0.0%
\$300,000 - \$399,999	0.0%
\$400,000 - \$499,999	0.0%
\$500,000 - \$749,999	0.0%
\$750,000 - \$999,999	0.0%
\$1,000,000+	0.0%



### Active listings

↑ **20%**

24 in November 2023



### Closed sales

↓ **66.7%**

1 in November 2023



### Days on market

Days on market 234

Days to close 0

---

Total 234

139 days more than November 2022



### Months of inventory

**9.0**

Compared to 5.7 in November 2022

#### About the data used in this report

Data used in this report come from the Texas REALTOR® Data Relevance Project, a partnership among the Texas Association of REALTORS® and local REALTOR® associations throughout the state. Analysis is provided through a research agreement with the Real Estate Center at Texas A&M University.

