

Central Hill Country Housing Report

July 2023



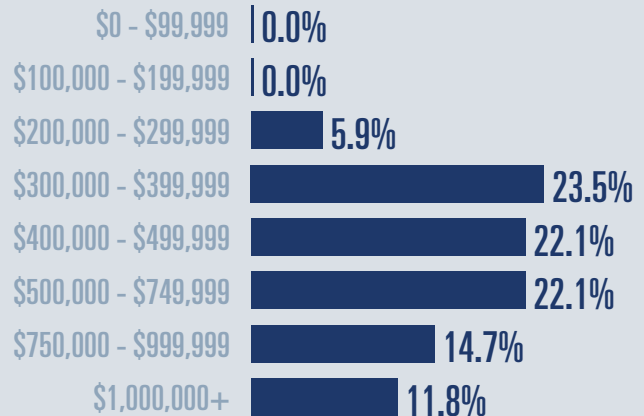
Median price

\$486,450

↓ **24.9%**

Compared to July 2022

Price Distribution



Active listings

↑ **67.4%**


477 in July 2023



Closed sales

↑ **33.3%**

72 in July 2023



Days on market

Days on market 94

Days to close 28

Total 122

38 days more than July 2022



Months of inventory

9.8

Compared to 4.2 in July 2022

About the data used in this report

Data used in this report come from the Texas REALTOR® Data Relevance Project, a partnership among the Texas Association of REALTORS® and local REALTOR® associations throughout the state. Analysis is provided through a research agreement with the Real Estate Center at Texas A&M University.



Blanco County Housing Report

July 2023




Median price

\$415,000

↓ **30.8%**

Compared to July 2022

Price Distribution



Active listings

↑ **72.5%**

169 in July 2023



Closed sales

↑ **33.3%**

24 in July 2023



Days on market

Days on market 81

Days to close 34

Total 115

4 days more than July 2022



Months of inventory

10.8

Compared to 4.4 in July 2022

About the data used in this report

Data used in this report come from the Texas REALTOR® Data Relevance Project, a partnership among the Texas Association of REALTORS® and local REALTOR® associations throughout the state. Analysis is provided through a research agreement with the Real Estate Center at Texas A&M University.



TEXAS A&M UNIVERSITY
Texas Real Estate Research Center



Gillespie County Housing Report

July 2023



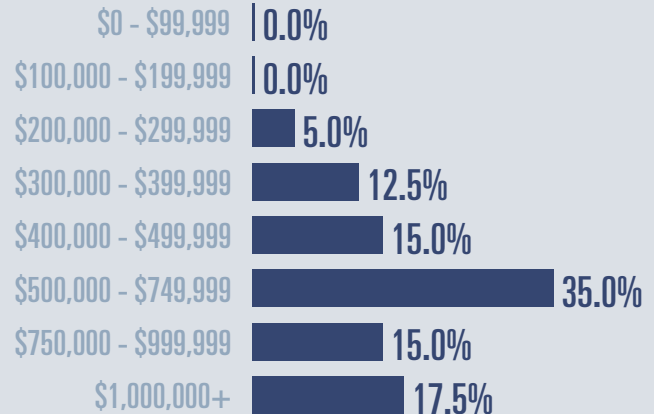
Median price

\$573,000

↓ **22.6%**

Compared to July 2022

Price Distribution



Active listings

↑ **67.7%**

265 in July 2023



Closed sales

↑ **24.2%**

41 in July 2023



Days on market

Days on market 99

Days to close 24

Total 123

59 days more than July 2022



Months of inventory

8.9

Compared to 3.8 in July 2022

About the data used in this report

Data used in this report come from the Texas REALTOR® Data Relevance Project, a partnership among the Texas Association of REALTORS® and local REALTOR® associations throughout the state. Analysis is provided through a research agreement with the Real Estate Center at Texas A&M University.



TEXAS A&M UNIVERSITY
Texas Real Estate Research Center



Kimble County Housing Report

July 2023



Median price

↓ **100%**

Compared to July 2022

Price Distribution

\$0 - \$99,999	0.0%
\$100,000 - \$199,999	0.0%
\$200,000 - \$299,999	0.0%
\$300,000 - \$399,999	0.0%
\$400,000 - \$499,999	0.0%
\$500,000 - \$749,999	0.0%
\$750,000 - \$999,999	0.0%
\$1,000,000+	0.0%



Active listings

↑ **114.3%**

15 in July 2023



Closed sales

↓ **100%**

0 in July 2023



Days on market

Days on market 0

Days to close 0

Total 0

152 days less than July 2022



Months of inventory

16.4

Compared to 8.4 in July 2022

About the data used in this report

Data used in this report come from the Texas REALTOR® Data Relevance Project, a partnership among the Texas Association of REALTORS® and local REALTOR® associations throughout the state. Analysis is provided through a research agreement with the Real Estate Center at Texas A&M University.



Mason County Housing Report

July 2023



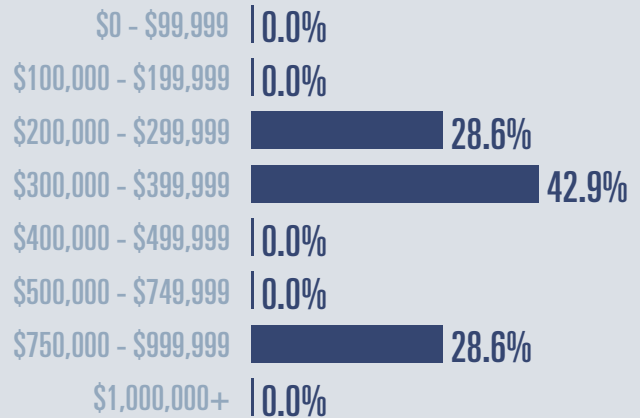
Median price

\$365,000

↓ **30.5%**

Compared to July 2022

Price Distribution



Active listings

↑ **27.3%**

28 in July 2023



Closed sales

↑ **600%**

7 in July 2023



Days on market

Days on market 105

Days to close 32

Total 137

24 days more than July 2022



Months of inventory

10.8

Compared to 6.3 in July 2022

About the data used in this report

Data used in this report come from the Texas REALTOR® Data Relevance Project, a partnership among the Texas Association of REALTORS® and local REALTOR® associations throughout the state. Analysis is provided through a research agreement with the Real Estate Center at Texas A&M University.

