

Central Hill Country Housing Report

June 2023



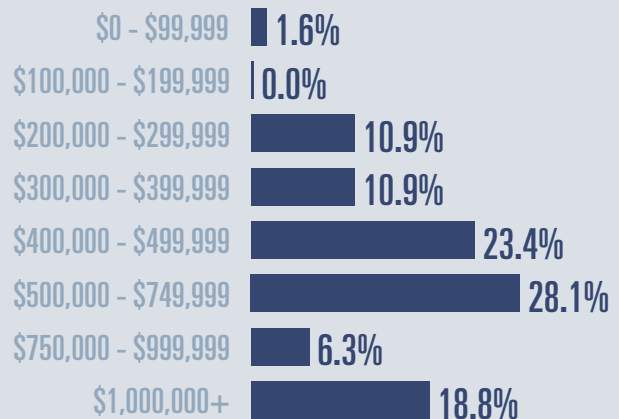
Median price

\$517,500

↓ **2.3%**

Compared to June 2022

Price Distribution



Active listings

↑ **104.7%**

479 in June 2023



Closed sales

↑ **4.7%**

67 in June 2023



Days on market

Days on market 122

Days to close 22

Total 144

43 days more than June 2022



Months of inventory

10.2

Compared to 3.3 in June 2022

About the data used in this report

Data used in this report come from the Texas REALTOR® Data Relevance Project, a partnership among the Texas Association of REALTORS® and local REALTOR® associations throughout the state. Analysis is provided through a research agreement with the Real Estate Center at Texas A&M University.



TEXAS A&M UNIVERSITY
Texas Real Estate Research Center



Blanco County Housing Report

June 2023



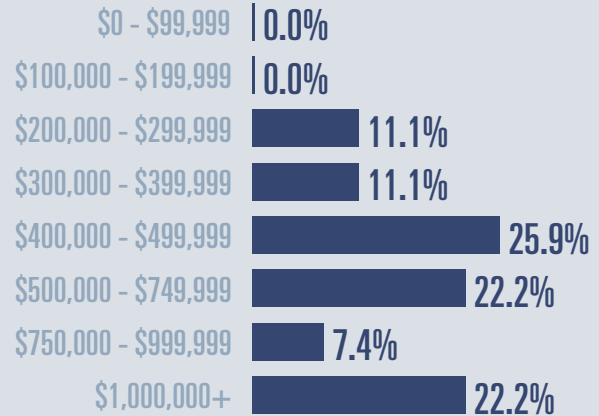
Median price

\$520,000

↑ **9.5%**

Compared to June 2022

Price Distribution



Active listings

↑ **121.5%**

175 in June 2023



Closed sales

↑ **29.2%**

31 in June 2023



Days on market

Days on market 127

Days to close 37

Total 164

47 days more than June 2022



Months of inventory

11.7

Compared to 3.5 in June 2022

About the data used in this report

Data used in this report come from the Texas REALTOR® Data Relevance Project, a partnership among the Texas Association of REALTORS® and local REALTOR® associations throughout the state. Analysis is provided through a research agreement with the Real Estate Center at Texas A&M University.



Gillespie County Housing Report

June 2023



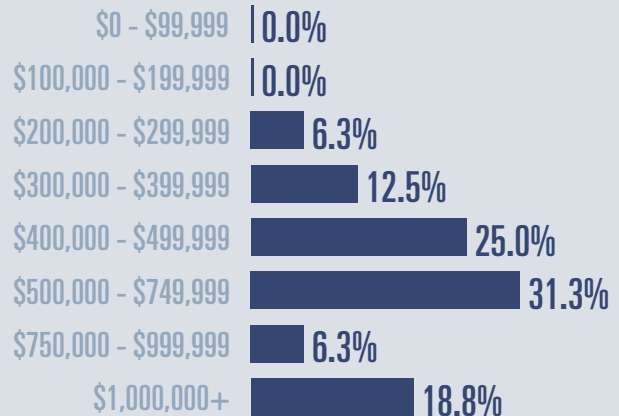
Median price

\$520,075

↓ **30.7%**

Compared to June 2022

Price Distribution



Active listings

↑ **101.6%**

260 in June 2023



Closed sales

↓ **11.1%**

32 in June 2023



Days on market

Days on market 124

Days to close 12

Total 136

42 days more than June 2022



Months of inventory

9.0

Compared to 3.0 in June 2022

About the data used in this report

Data used in this report come from the Texas REALTOR® Data Relevance Project, a partnership among the Texas Association of REALTORS® and local REALTOR® associations throughout the state. Analysis is provided through a research agreement with the Real Estate Center at Texas A&M University.



Kimble County Housing Report

June 2023



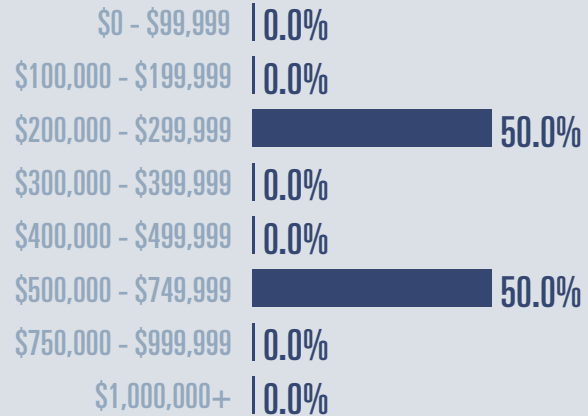
Median price

\$463,273

↑ **100%**

Compared to June 2022

Price Distribution



Active listings

↑ **42.9%**

10 in June 2023



Closed sales

↑ **100%**

2 in June 2023



Days on market

Days on market 55

Days to close 23

Total 78

78 days more than June 2022



Months of inventory

9.2

Compared to 7.0 in June 2022

About the data used in this report

Data used in this report come from the Texas REALTOR® Data Relevance Project, a partnership among the Texas Association of REALTORS® and local REALTOR® associations throughout the state. Analysis is provided through a research agreement with the Real Estate Center at Texas A&M University.



Mason County Housing Report

June 2023



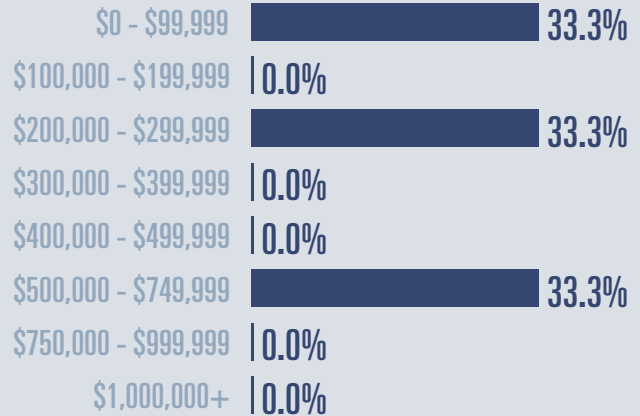
Median price

\$275,000

↓ **30.4%**

Compared to June 2022

Price Distribution



Active listings

↑ **79%**

34 in June 2023



Closed sales

↓ **25%**

3 in June 2023



Days on market

Days on market 105

Days to close 0

Total 105

37 days more than June 2022



Months of inventory

16.3

Compared to 5.3 in June 2022

About the data used in this report

Data used in this report come from the Texas REALTOR® Data Relevance Project, a partnership among the Texas Association of REALTORS® and local REALTOR® associations throughout the state. Analysis is provided through a research agreement with the Real Estate Center at Texas A&M University.

