

Central Hill Country Housing Report

February 2023




Median price

\$492,000

↑ 0.5%

Compared to February 2022

Price Distribution



Active listings

↑ 158.3%

390 in February 2023



Closed sales

↓ 45.5%

36 in February 2023



Days on market

Days on market 108

Days to close 20

Total 128

28 days more than February 2022



Months of inventory

7.3

Compared to 2.1 in February 2022

About the data used in this report

Data used in this report come from the Texas REALTOR® Data Relevance Project, a partnership among the Texas Association of REALTORS® and local REALTOR® associations throughout the state. Analysis is provided through a research agreement with the Real Estate Center at Texas A&M University.



TEXAS A&M UNIVERSITY

Texas Real Estate Research Center



Blanco County Housing Report

February 2023




Median price

\$395,000

↓ 20.2%

Compared to February 2022

Price Distribution



Active listings

↑ 158.6%

150 in February 2023



Closed sales

↓ 60%

10 in February 2023



Days on market

Days on market 69

Days to close 33

Total 102

16 days more than February 2022



Months of inventory

8.9

Compared to 2.5 in February 2022

About the data used in this report

Data used in this report come from the Texas REALTOR® Data Relevance Project, a partnership among the Texas Association of REALTORS® and local REALTOR® associations throughout the state. Analysis is provided through a research agreement with the Real Estate Center at Texas A&M University.



TEXAS A&M UNIVERSITY
Texas Real Estate Research Center



Gillespie County Housing Report


February 2023

Price Distribution

 Median price
\$500,000

↑ 2%

Compared to February 2022



Active listings

↑ 184.7%

205 in February 2023



Closed sales

↓ 30.3%

23 in February 2023



Days on market

Days on market 128

Days to close 17

Total 145

39 days more than February 2022



Months of inventory

6.3

Compared to 1.6 in February 2022

About the data used in this report

Data used in this report come from the Texas REALTOR® Data Relevance Project, a partnership among the Texas Association of REALTORS® and local REALTOR® associations throughout the state. Analysis is provided through a research agreement with the Real Estate Center at Texas A&M University.



TEXAS A&M UNIVERSITY
Texas Real Estate Research Center



Kimble County Housing Report

February 2023

Price Distribution



Median price

\$70,000

↓ 90.1%

Compared to February 2022

\$0 - \$99,999	100.0%
\$100,000 - \$199,999	0.0%
\$200,000 - \$299,999	0.0%
\$300,000 - \$399,999	0.0%
\$400,000 - \$499,999	0.0%
\$500,000 - \$749,999	0.0%
\$750,000 - \$999,999	0.0%
\$1,000,000+	0.0%



Active listings

↓ 22.2%

7 in February 2023



Closed sales

↓ 50%

1 in February 2023



Days on market

Days on market 13

Days to close 14

Total 27

71 days less than February 2022



Months of inventory

8.4

Compared to 9.8 in February 2022

About the data used in this report

Data used in this report come from the Texas REALTOR® Data Relevance Project, a partnership among the Texas Association of REALTORS® and local REALTOR® associations throughout the state. Analysis is provided through a research agreement with the Real Estate Center at Texas A&M University.



TEXAS A&M UNIVERSITY

Texas Real Estate Research Center



Mason County Housing Report

February 2023



Median price

\$337,250

↓ 4.9%

Compared to February 2022

Price Distribution

\$0 - \$99,999	0.0%
\$100,000 - \$199,999	0.0%
\$200,000 - \$299,999	0.0%
\$300,000 - \$399,999	100.0%
\$400,000 - \$499,999	0.0%
\$500,000 - \$749,999	0.0%
\$750,000 - \$999,999	0.0%
\$1,000,000+	0.0%



Active listings

↑ 133.3%

28 in February 2023



Closed sales

↓ 83.3%

1 in February 2023



Days on market

Days on market 91

Days to close 0

Total 91

34 days less than February 2022



Months of inventory

9.6

Compared to 4.0 in February 2022

About the data used in this report

Data used in this report come from the Texas REALTOR® Data Relevance Project, a partnership among the Texas Association of REALTORS® and local REALTOR® associations throughout the state. Analysis is provided through a research agreement with the Real Estate Center at Texas A&M University.



TEXAS A&M UNIVERSITY
Texas Real Estate Research Center

