

# Central Hill Country Housing Report

## 2022



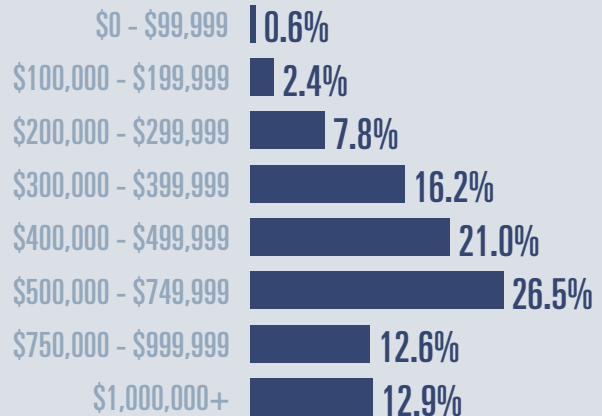
### Median price

\$512,000

↑ **7.3%**

Compared to 2021

### Price Distribution



### Active listings

↑ **61.8%**

254 in 2022



### Closed sales

↓ **15.4%**

708 in 2022



### Days on market

Days on market 78

Days to close 35

---

Total 113

7 days more than 2021



### Months of inventory

**5.9**

Compared to 2.1 in 2021

#### About the data used in this report

Data used in this report come from the Texas REALTOR® Data Relevance Project, a partnership among the Texas Association of REALTORS® and local REALTOR® associations throughout the state. Analysis is provided through a research agreement with the Real Estate Center at Texas A&M University.



# Blanco County Housing Report

## 2022



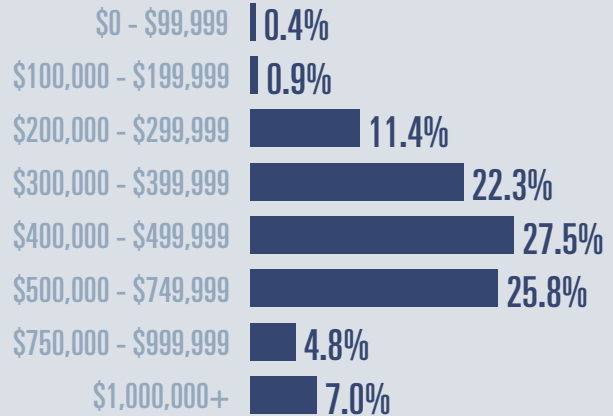
### Median price

\$460,000

↑ **15.2%**

Compared to 2021

### Price Distribution



### Active listings

↑ **86.5%**

97 in 2022



### Closed sales

↓ **9.5%**

230 in 2022



### Days on market

Days on market 57

Days to close 67

---

Total 124

17 days more than 2021



### Months of inventory

**7.5**

Compared to 3.1 in 2021

#### About the data used in this report

Data used in this report come from the Texas REALTOR® Data Relevance Project, a partnership among the Texas Association of REALTORS® and local REALTOR® associations throughout the state. Analysis is provided through a research agreement with the Real Estate Center at Texas A&M University.



TEXAS A&M UNIVERSITY  
Texas Real Estate Research Center



# Gillespie County Housing Report

## 2022



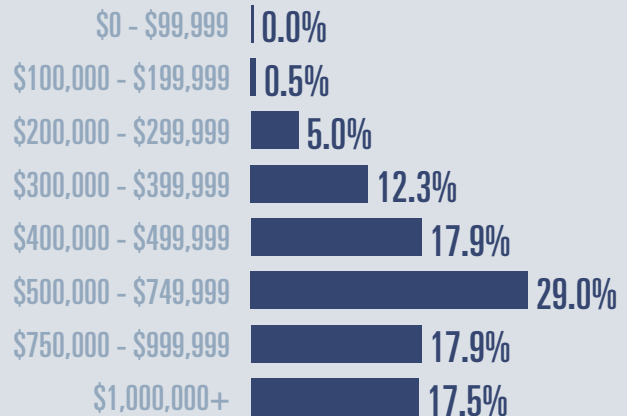
### Median price

\$599,999

↑ **14.3%**

Compared to 2021

### Price Distribution



### Active listings

↑ **46.1%**

130 in 2022



### Closed sales

↓ **21%**

424 in 2022



### Days on market

Days on market 85

Days to close 21

---

Total 106

Unchanged from 2021



### Months of inventory

**5.0**

Compared to 1.5 in 2021

#### About the data used in this report

Data used in this report come from the Texas REALTOR® Data Relevance Project, a partnership among the Texas Association of REALTORS® and local REALTOR® associations throughout the state. Analysis is provided through a research agreement with the Real Estate Center at Texas A&M University.



# Kimble County Housing Report

## 2022




### Median price

\$445,000

↑ **58.9%**

Compared to 2021

### Price Distribution



### Active listings

↑ **40%**

7 in 2022



### Closed sales

↑ **22.2%**

11 in 2022



### Days on market

Days on market 107

Days to close 25

---

Total 132

28 days more than 2021



### Months of inventory

**7.6**

Compared to 9.3 in 2021

#### About the data used in this report

Data used in this report come from the Texas REALTOR® Data Relevance Project, a partnership among the Texas Association of REALTORS® and local REALTOR® associations throughout the state. Analysis is provided through a research agreement with the Real Estate Center at Texas A&M University.



TEXAS A&M UNIVERSITY  
Texas Real Estate Research Center



# Mason County Housing Report

## 2022



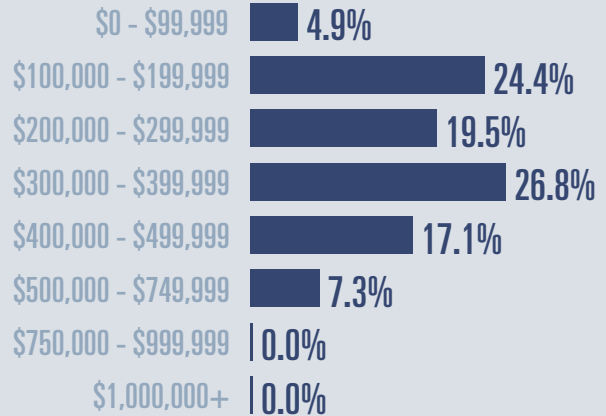
### Median price

\$325,000

↑ **36%**

Compared to 2021

### Price Distribution



### Active listings

↑ **111.1%**

19 in 2022



### Closed sales

↑ **10.8%**

41 in 2022



### Days on market

Days on market 121

Days to close 14

---

Total 135

26 days more than 2021



### Months of inventory

**6.1**

Compared to 3.2 in 2021

#### About the data used in this report

Data used in this report come from the Texas REALTOR® Data Relevance Project, a partnership among the Texas Association of REALTORS® and local REALTOR® associations throughout the state. Analysis is provided through a research agreement with the Real Estate Center at Texas A&M University.

