

Central Hill Country Housing Report

2022 Q4



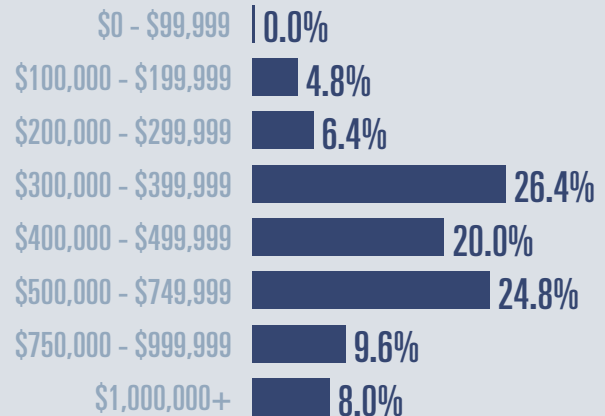
Median price

\$454,830

↓ **12.5%**

Compared to same quarter last year

Price Distribution



Active listings

↑ **132.9%**

347 in 2022 Q4



Closed sales

↓ **30.8%**

128 in 2022 Q4



Days on market

Days on market 109

Days to close 26

Total 135

40 days more than 2021 Q4



Months of inventory

5.9

Compared to 2.1 in 2021 Q4

About the data used in this report

Data used in this report come from the Texas REALTOR® Data Relevance Project, a partnership among the Texas Association of REALTORS® and local REALTOR® associations throughout the state. Analysis is provided through a research agreement with the Real Estate Center at Texas A&M University.



Blanco County Housing Report

2022 Q4



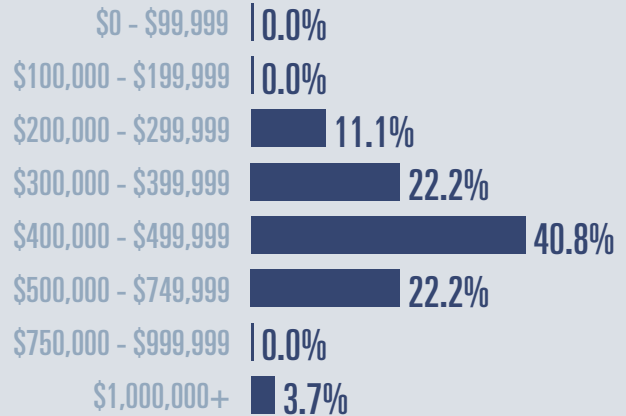
Median price

\$433,960

↓ **15.4%**

Compared to same quarter last year

Price Distribution



Active listings

↑ **116.7%**

143 in 2022 Q4



Closed sales

↓ **49.1%**

28 in 2022 Q4



Days on market

Days on market 55

Days to close 78

Total 133

55 days more than 2021 Q4



Months of inventory

7.5

Compared to 3.1 in 2021 Q4

About the data used in this report

Data used in this report come from the Texas REALTOR® Data Relevance Project, a partnership among the Texas Association of REALTORS® and local REALTOR® associations throughout the state. Analysis is provided through a research agreement with the Real Estate Center at Texas A&M University.



Gillespie County Housing Report

2022 Q4



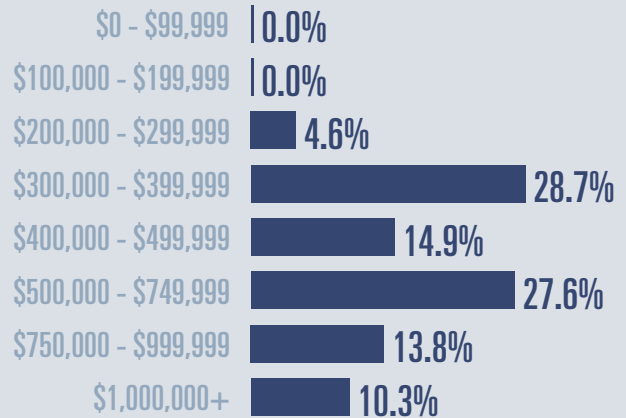
Median price

\$525,000

Flat **0%**

Compared to same quarter last year

Price Distribution



Active listings

↑ **166.7%**

176 in 2022 Q4



Closed sales

↓ **28.7%**

87 in 2022 Q4



Days on market

Days on market 115

Days to close 12

Total 127

24 days more than 2021 Q4



Months of inventory

5.0

Compared to 1.5 in 2021 Q4

About the data used in this report

Data used in this report come from the Texas REALTOR® Data Relevance Project, a partnership among the Texas Association of REALTORS® and local REALTOR® associations throughout the state. Analysis is provided through a research agreement with the Real Estate Center at Texas A&M University.



Kimble County Housing Report

2022 Q4



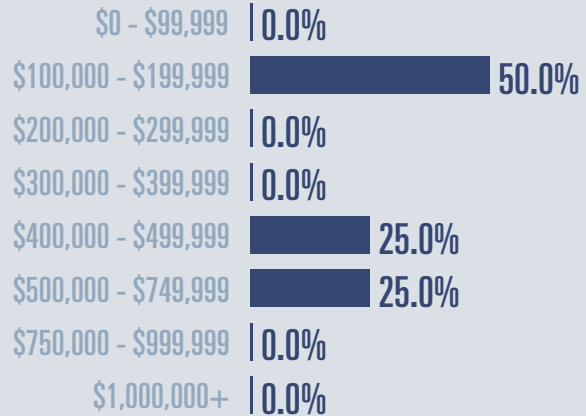
Median price

\$302,000

↑ **122.1%**

Compared to same quarter last year

Price Distribution



Active listings

Flat

0%

7 in 2022 Q4



Closed sales

↑ **33.3%**

4 in 2022 Q4



Days on market

Days on market 185

Days to close 18

Total 203

148 days more than 2021 Q4



Months of inventory

7.6

Compared to 9.3 in 2021 Q4

About the data used in this report

Data used in this report come from the Texas REALTOR® Data Relevance Project, a partnership among the Texas Association of REALTORS® and local REALTOR® associations throughout the state. Analysis is provided through a research agreement with the Real Estate Center at Texas A&M University.



TEXAS A&M UNIVERSITY
Texas Real Estate Research Center



Mason County Housing Report

2022 Q4



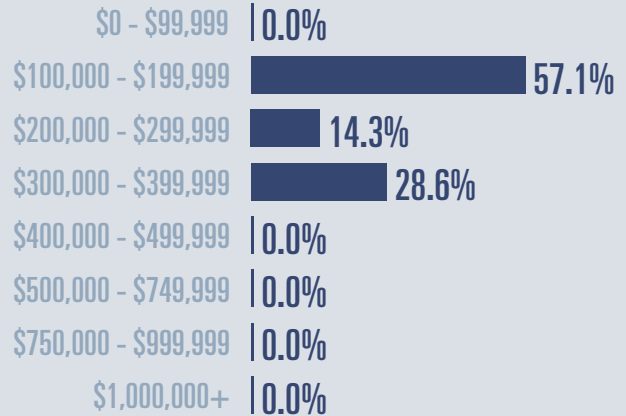
Median price

\$180,500

↓ **40.2%**

Compared to same quarter last year

Price Distribution



Active listings

↑ **110%**

21 in 2022 Q4



Closed sales

↑ **40%**

7 in 2022 Q4



Days on market

Days on market 215

Days to close 17

Total 232

123 days more than 2021 Q4



Months of inventory

6.1

Compared to 3.2 in 2021 Q4

About the data used in this report

Data used in this report come from the Texas REALTOR® Data Relevance Project, a partnership among the Texas Association of REALTORS® and local REALTOR® associations throughout the state. Analysis is provided through a research agreement with the Real Estate Center at Texas A&M University.

