

Central Hill Country Housing Report

October 2022



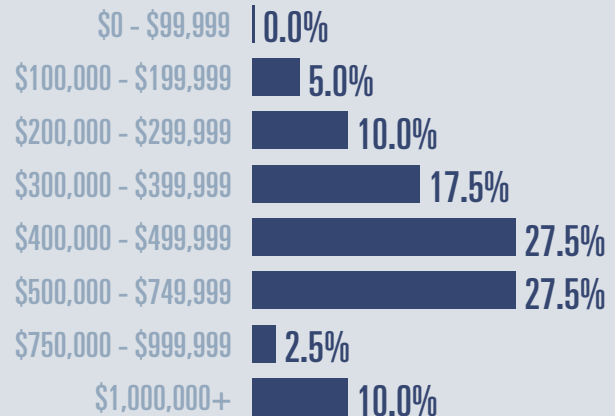
Median price

\$452,500

↓ **11.1%**

Compared to October 2021

Price Distribution



Active listings

↑ **71.1%**

337 in October 2022



Closed sales

↓ **27.6%**

42 in October 2022



Days on market

Days on market 81

Days to close 26

Total 107

27 days more than October 2021



Months of inventory

5.4

Compared to 2.7 in October 2021

About the data used in this report

Data used in this report come from the Texas REALTOR® Data Relevance Project, a partnership among the Texas Association of REALTORS® and local REALTOR® associations throughout the state. Analysis is provided through a research agreement with the Real Estate Center at Texas A&M University.



Blanco County Housing Report

October 2022



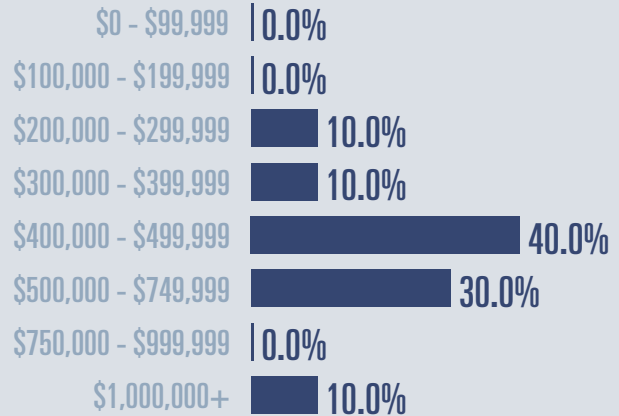
Median price

\$482,450

↓ **12.3%**

Compared to October 2021

Price Distribution



Active listings

↑ **95.7%**

135 in October 2022



Closed sales

↓ **35.3%**

11 in October 2022



Days on market

Days on market 30

Days to close 46

Total 76

1 day less than October 2021



Months of inventory

6.6

Compared to 3.2 in October 2021

About the data used in this report

Data used in this report come from the Texas REALTOR® Data Relevance Project, a partnership among the Texas Association of REALTORS® and local REALTOR® associations throughout the state. Analysis is provided through a research agreement with the Real Estate Center at Texas A&M University.



TEXAS A&M UNIVERSITY
Texas Real Estate Research Center



Gillespie County Housing Report

October 2022



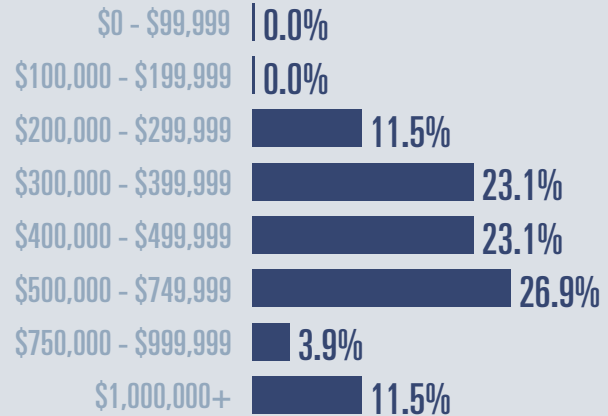
Median price

\$436,500

↓ **13.1%**

Compared to October 2021

Price Distribution



Active listings

↑ **65.1%**

175 in October 2022



Closed sales

↓ **35%**

26 in October 2022



Days on market

Days on market 85

Days to close 18

Total 103

21 days more than October 2021



Months of inventory

4.7

Compared to 2.2 in October 2021

About the data used in this report

Data used in this report come from the Texas REALTOR® Data Relevance Project, a partnership among the Texas Association of REALTORS® and local REALTOR® associations throughout the state. Analysis is provided through a research agreement with the Real Estate Center at Texas A&M University.



TEXAS A&M UNIVERSITY
Texas Real Estate Research Center



Kimble County Housing Report

October 2022



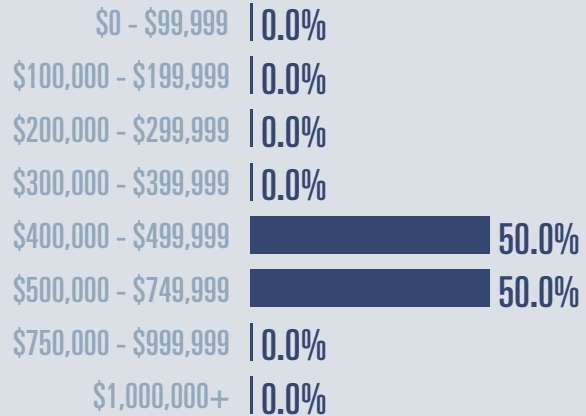
Median price

\$466,000

↑ **343.8%**

Compared to October 2021

Price Distribution



Active listings

↓ **36.4%**

7 in October 2022



Closed sales

↑ **100%**

2 in October 2022



Days on market

Days on market 265

Days to close 18

Total 283

233 days more than October 2021



Months of inventory

7.6

Compared to 16.5 in October 2021

About the data used in this report

Data used in this report come from the Texas REALTOR® Data Relevance Project, a partnership among the Texas Association of REALTORS® and local REALTOR® associations throughout the state. Analysis is provided through a research agreement with the Real Estate Center at Texas A&M University.



Mason County Housing Report

October 2022



Median price

\$135,000

↑ **100%**

Compared to October 2021

Price Distribution

\$0 - \$99,999	0.0%
\$100,000 - \$199,999	100.0%
\$200,000 - \$299,999	0.0%
\$300,000 - \$399,999	0.0%
\$400,000 - \$499,999	0.0%
\$500,000 - \$749,999	0.0%
\$750,000 - \$999,999	0.0%
\$1,000,000+	0.0%



Active listings

↑ **81.8%**

20 in October 2022



Closed sales

↑ **100%**

2 in October 2022



Days on market

Days on market 113

Days to close 32

Total 145

145 days more than October 2021



Months of inventory

5.9

Compared to 3.1 in October 2021

About the data used in this report

Data used in this report come from the Texas REALTOR® Data Relevance Project, a partnership among the Texas Association of REALTORS® and local REALTOR® associations throughout the state. Analysis is provided through a research agreement with the Real Estate Center at Texas A&M University.

