

Central Hill Country Housing Report

2021 Q3



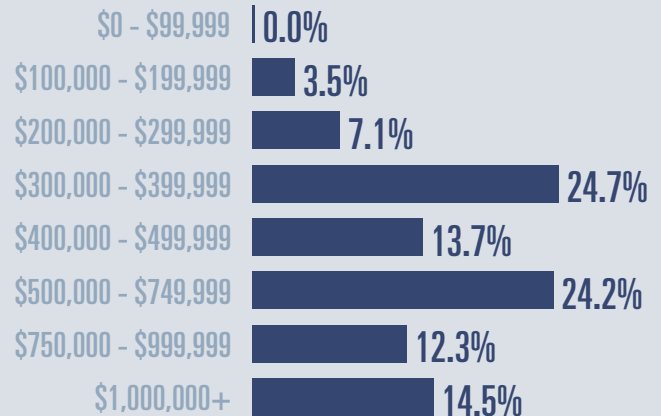
Median price

\$505,000

↑ **36.9%**

Compared to same quarter last year

Price Distribution



Active listings

↓ **18.1%**

208 in 2021 Q3



Closed sales

↓ **6.8%**

232 in 2021 Q3



Days on market

Days on market 62

Days to close 29

Total 91

38 days less than 2020 Q3



Months of inventory

2.7

Compared to 4.4 in 2020 Q3

About the data used in this report

Data used in this report come from the Texas REALTOR® Data Relevance Project, a partnership among the Texas Association of REALTORS® and local REALTOR® associations throughout the state. Analysis is provided through a research agreement with the Real Estate Center at Texas A&M University.



Gillespie County Housing Report

2021 Q3




Median price

\$574,750

↑ **34.1%**

Compared to same quarter last year

Price Distribution



Active listings

↓ **36.3%**

109 in 2021 Q3



Closed sales

↓ **14.9%**

143 in 2021 Q3



Days on market

Days on market 75

Days to close 17

Total 92

38 days less than 2020 Q3



Months of inventory

2.2

Compared to 4.5 in 2020 Q3

About the data used in this report

Data used in this report come from the Texas REALTOR® Data Relevance Project, a partnership among the Texas Association of REALTORS® and local REALTOR® associations throughout the state. Analysis is provided through a research agreement with the Real Estate Center at Texas A&M University.



Blanco County Housing Report

2021 Q3



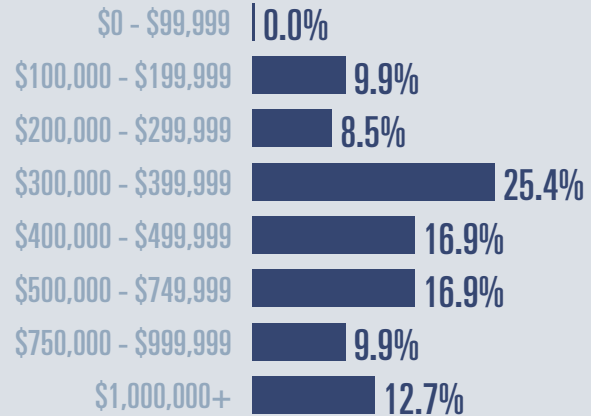
Median price

\$411,000

↑ **34.1%**

Compared to same quarter last year

Price Distribution



Active listings

↑ **14.9%**

77 in 2021 Q3



Closed sales

↑ **12.3%**

73 in 2021 Q3



Days on market

Days on market 33

Days to close 57

Total 90

37 days less than 2020 Q3



Months of inventory

3.4

Compared to 4.1 in 2020 Q3

About the data used in this report

Data used in this report come from the Texas REALTOR® Data Relevance Project, a partnership among the Texas Association of REALTORS® and local REALTOR® associations throughout the state. Analysis is provided through a research agreement with the Real Estate Center at Texas A&M University.



Mason County Housing Report

2021 Q3




Median price

\$303,500

↓ **11.4%**

Compared to same quarter last year

Price Distribution



Active listings

↓ **21.4%**

11 in 2021 Q3



Closed sales

↓ **8.3%**

11 in 2021 Q3



Days on market

Days on market 62

Days to close 11

Total 73

69 days less than 2020 Q3



Months of inventory

2.9

Compared to 4.7 in 2020 Q3

About the data used in this report

Data used in this report come from the Texas REALTOR® Data Relevance Project, a partnership among the Texas Association of REALTORS® and local REALTOR® associations throughout the state. Analysis is provided through a research agreement with the Real Estate Center at Texas A&M University.



TEXAS A&M UNIVERSITY
Texas Real Estate Research Center



Kimble County Housing Report

2021 Q3




Median price

\$325,000

↑ **132.1%**

Compared to same quarter last year

Price Distribution



Active listings

↑ **450%**

11 in 2021 Q3



Closed sales

↑ **25%**

5 in 2021 Q3



Days on market

Days on market 87

Days to close 28

Total 115

4 days less than 2020 Q3



Months of inventory

14.7

Compared to 3.0 in 2020 Q3

About the data used in this report

Data used in this report come from the Texas REALTOR® Data Relevance Project, a partnership among the Texas Association of REALTORS® and local REALTOR® associations throughout the state. Analysis is provided through a research agreement with the Real Estate Center at Texas A&M University.



TEXAS A&M UNIVERSITY
Texas Real Estate Research Center

