

Central Hill Country Housing Report

2020



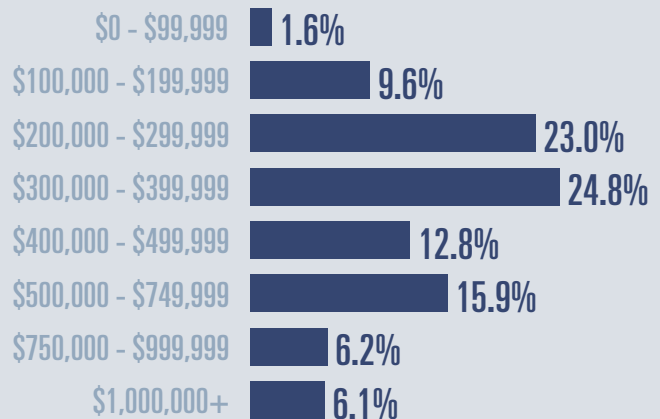
Median price

\$363,050

↑ **10.7%**

Compared to 2019

Price Distribution



Active listings

↓ **19.8%**

268 in 2020



Closed sales

↑ **25.4%**

796 in 2020



Days on market

Days on market 117

Days to close 18

Total 135

7 days more than 2019



Months of inventory

2.5

Compared to 6.1 in 2019

About the data used in this report

Data used in this report come from the Texas REALTOR® Data Relevance Project, a partnership among the Texas Association of REALTORS® and local REALTOR® associations throughout the state. Analysis is provided through a research agreement with the Real Estate Center at Texas A&M University.



Gillespie County Housing Report

2020



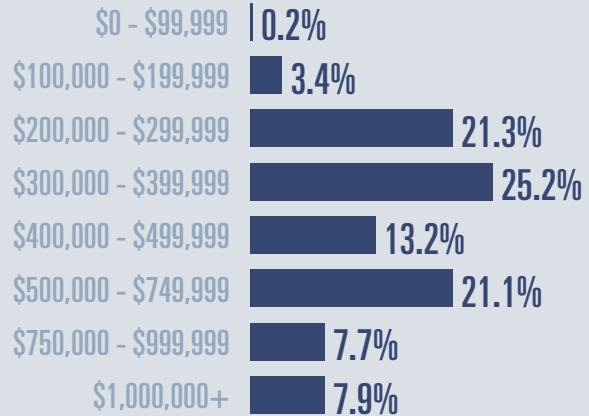
Median price

\$399,250

↑ **9.2%**

Compared to 2019

Price Distribution



Active listings

↓ **17.3%**

182 in 2020



Closed sales

↑ **24.3%**

532 in 2020



Days on market

Days on market 125

Days to close 9

Total 134

7 days more than 2019



Months of inventory

2.3

Compared to 5.8 in 2019

About the data used in this report

Data used in this report come from the Texas REALTOR® Data Relevance Project, a partnership among the Texas Association of REALTORS® and local REALTOR® associations throughout the state. Analysis is provided through a research agreement with the Real Estate Center at Texas A&M University.



Blanco County Housing Report

2020



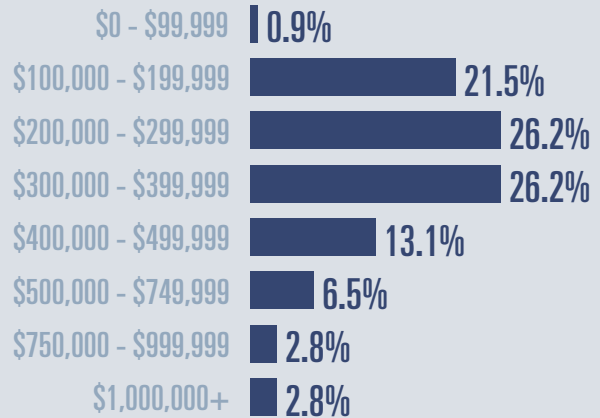
Median price

\$306,400

↑ **6.3%**

Compared to 2019

Price Distribution



Active listings

↓ **24.4%**

68 in 2020



Closed sales

↑ **38.5%**

216 in 2020



Days on market

Days on market 97

Days to close 43

Total 140

15 days more than 2019



Months of inventory

3.1

Compared to 7.5 in 2019

About the data used in this report

Data used in this report come from the Texas REALTOR® Data Relevance Project, a partnership among the Texas Association of REALTORS® and local REALTOR® associations throughout the state. Analysis is provided through a research agreement with the Real Estate Center at Texas A&M University.



Mason County Housing Report

2020



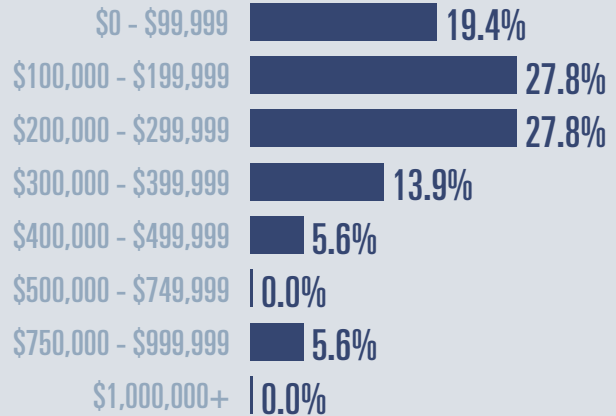
Median price

\$202,500

↑ **15.7%**

Compared to 2019

Price Distribution



Active listings

↓ **7.7%**

12 in 2020



Closed sales

↓ **12.2%**

36 in 2020



Days on market

Days on market 111

Days to close 10

Total 121

34 days less than 2019



Months of inventory

3.0

Compared to 4.1 in 2019

About the data used in this report

Data used in this report come from the Texas REALTOR® Data Relevance Project, a partnership among the Texas Association of REALTORS® and local REALTOR® associations throughout the state. Analysis is provided through a research agreement with the Real Estate Center at Texas A&M University.



Kimble County Housing Report

2020



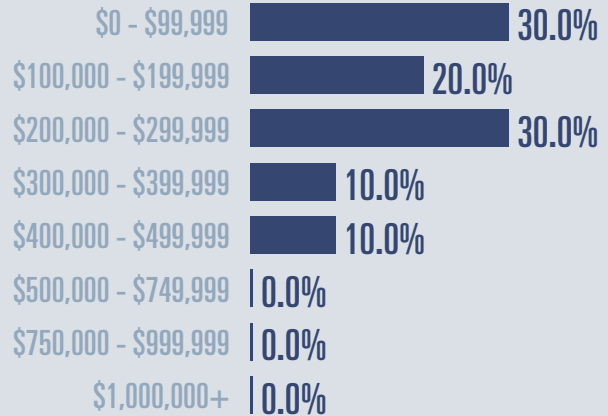
Median price

\$203,500

↓ 6%

Compared to 2019

Price Distribution



Active listings

↓ 55.6%

4 in 2020



Closed sales

Flat 0%

10 in 2020



Days on market

Days on market 110

Days to close 29

Total 139

3 days more than 2019



Months of inventory

6.0

Compared to 7.2 in 2019

About the data used in this report

Data used in this report come from the Texas REALTOR® Data Relevance Project, a partnership among the Texas Association of REALTORS® and local REALTOR® associations throughout the state. Analysis is provided through a research agreement with the Real Estate Center at Texas A&M University.



REAL ESTATE CENTER
TEXAS A&M UNIVERSITY

