

Central Hill Country Housing Report

December 2020



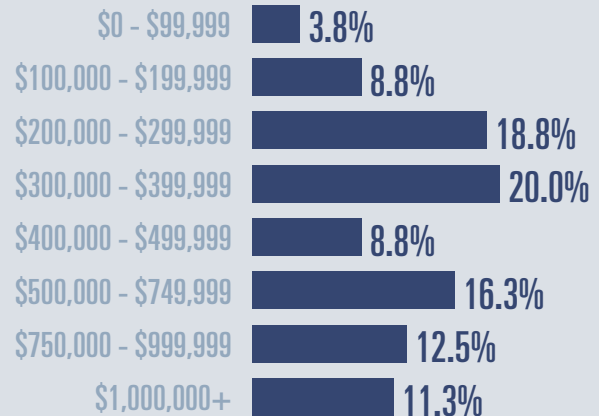
Median price

\$395,000

↑ **29.5%**

Compared to December 2019

Price Distribution



Active listings

↓ **47.8%**

169 in December 2020



Closed sales

↑ **69.4%**

83 in December 2020



Days on market

Days on market 122

Days to close 17

Total 139

6 days more than December 2019



Months of inventory

2.5

Compared to 6.1 in December 2019

About the data used in this report

Data used in this report come from the Texas REALTOR® Data Relevance Project, a partnership among the Texas Association of REALTORS® and local REALTOR® associations throughout the state. Analysis is provided through a research agreement with the Real Estate Center at Texas A&M University.



Kimble County Housing Report

December 2020



Median price

\$275,000

↑ 100%

Compared to December 2019

Price Distribution

\$0 - \$99,999	0.0%
\$100,000 - \$199,999	0.0%
\$200,000 - \$299,999	100.0%
\$300,000 - \$399,999	0.0%
\$400,000 - \$499,999	0.0%
\$500,000 - \$749,999	0.0%
\$750,000 - \$999,999	0.0%
\$1,000,000+	0.0%



Active listings

↓ 16.7%

5 in December 2020



Closed sales

↑ 100%

1 in December 2020



Days on market

Days on market 30

Days to close 0

Total 30

30 days more than December 2019



Months of inventory

6.0

Compared to 7.2 in December 2019

About the data used in this report

Data used in this report come from the Texas REALTOR® Data Relevance Project, a partnership among the Texas Association of REALTORS® and local REALTOR® associations throughout the state. Analysis is provided through a research agreement with the Real Estate Center at Texas A&M University.



Blanco County Housing Report

December 2020



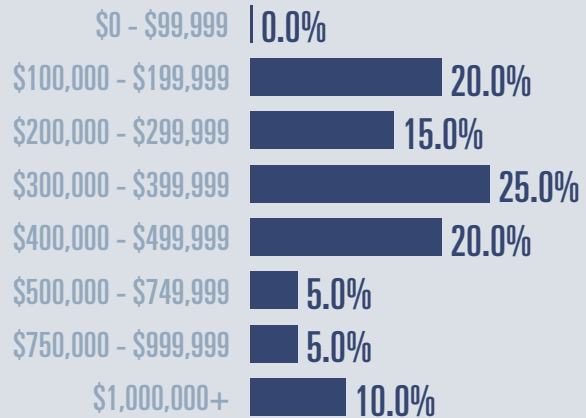
Median price

\$372,500

↓ **2.5%**

Compared to December 2019

Price Distribution



Active listings

↓ **43.3%**

55 in December 2020



Closed sales

↑ **425%**

21 in December 2020



Days on market

Days on market 53

Days to close 40

Total 93

25 days less than December 2019



Months of inventory

3.1

Compared to 7.5 in December 2019

About the data used in this report

Data used in this report come from the Texas REALTOR® Data Relevance Project, a partnership among the Texas Association of REALTORS® and local REALTOR® associations throughout the state. Analysis is provided through a research agreement with the Real Estate Center at Texas A&M University.



Mason County Housing Report

2020



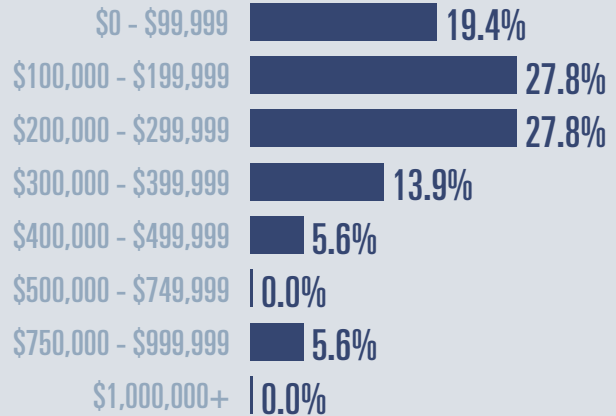
Median price

\$202,500

↑ **15.7%**

Compared to 2019

Price Distribution



Active listings

↓ **7.7%**

12 in 2020



Closed sales

↓ **12.2%**

36 in 2020



Days on market

Days on market 111

Days to close 10

Total 121

34 days less than 2019



Months of inventory

3.0

Compared to 4.1 in 2019

About the data used in this report

Data used in this report come from the Texas REALTOR® Data Relevance Project, a partnership among the Texas Association of REALTORS® and local REALTOR® associations throughout the state. Analysis is provided through a research agreement with the Real Estate Center at Texas A&M University.



Gillespie County Housing Report

December 2020




Median price

\$500,000

↑ **53.4%**

Compared to December 2019

Price Distribution



Active listings

↓ **51.7%**

100 in December 2020



Closed sales

↑ **42.1%**

54 in December 2020



Days on market

Days on market 148

Days to close 9

Total 157

28 days more than December 2019



Months of inventory

2.3

Compared to 5.8 in December 2019

About the data used in this report

Data used in this report come from the Texas REALTOR® Data Relevance Project, a partnership among the Texas Association of REALTORS® and local REALTOR® associations throughout the state. Analysis is provided through a research agreement with the Real Estate Center at Texas A&M University.

