

Central Hill Country Housing Report

November 2021



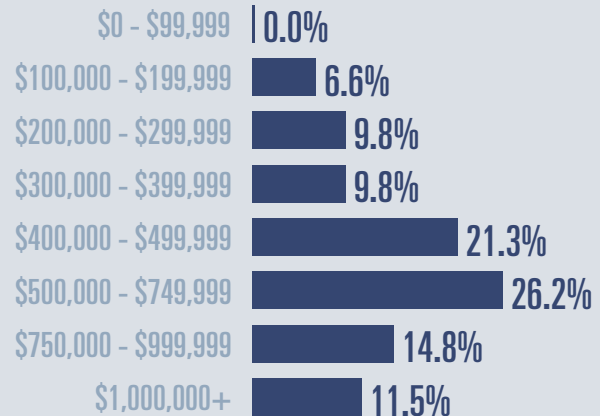
Median price

\$525,000

↑ **37.3%**

Compared to November 2020

Price Distribution



Active listings

↓ **26.6%**

163 in November 2021



Closed sales

↓ **27.3%**

64 in November 2021



Days on market

Days on market 72

Days to close 20

Total 92

13 days less than November 2020



Months of inventory

2.2

Compared to 3.5 in November 2020

About the data used in this report

Data used in this report come from the Texas REALTOR® Data Relevance Project, a partnership among the Texas Association of REALTORS® and local REALTOR® associations throughout the state. Analysis is provided through a research agreement with the Real Estate Center at Texas A&M University.



Gillespie County Housing Report

November 2021



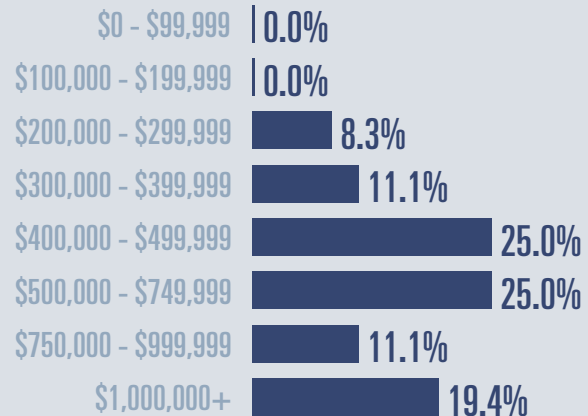
Median price

\$532,500

↑ **33.4%**

Compared to November 2020

Price Distribution



Active listings

↓ **42.1%**

84 in November 2021



Closed sales

↓ **41.3%**

37 in November 2021



Days on market

Days on market 94

Days to close 13

Total 107

1 day more than November 2020



Months of inventory

1.8

Compared to 3.4 in November 2020

About the data used in this report

Data used in this report come from the Texas REALTOR® Data Relevance Project, a partnership among the Texas Association of REALTORS® and local REALTOR® associations throughout the state. Analysis is provided through a research agreement with the Real Estate Center at Texas A&M University.



Blanco County Housing Report

November 2021




Median price

\$585,000

↑ **80.6%**

Compared to November 2020

Price Distribution



Active listings

↓ **8.2%**

56 in November 2021



Closed sales

Flat **0%**

22 in November 2021



Days on market

Days on market 35

Days to close 35

Total 70

34 days less than November 2020



Months of inventory

2.5

Compared to 3.7 in November 2020

About the data used in this report

Data used in this report come from the Texas REALTOR® Data Relevance Project, a partnership among the Texas Association of REALTORS® and local REALTOR® associations throughout the state. Analysis is provided through a research agreement with the Real Estate Center at Texas A&M University.



Kimble County Housing Report

November 2021



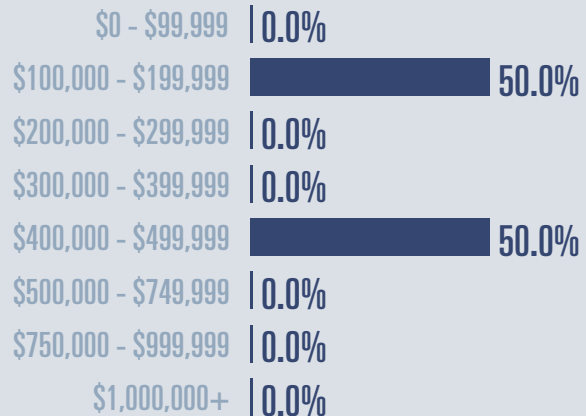
Median price

\$310,500

↑ **100%**

Compared to November 2020

Price Distribution



Active listings

↑ **140%**

12 in November 2021



Closed sales

↑ **100%**

2 in November 2021



Days on market

Days on market 49

Days to close 9

Total 58

58 days more than November 2020



Months of inventory

14.4

Compared to 6.0 in November 2020

About the data used in this report

Data used in this report come from the Texas REALTOR® Data Relevance Project, a partnership among the Texas Association of REALTORS® and local REALTOR® associations throughout the state. Analysis is provided through a research agreement with the Real Estate Center at Texas A&M University.



Mason County Housing Report

November 2021



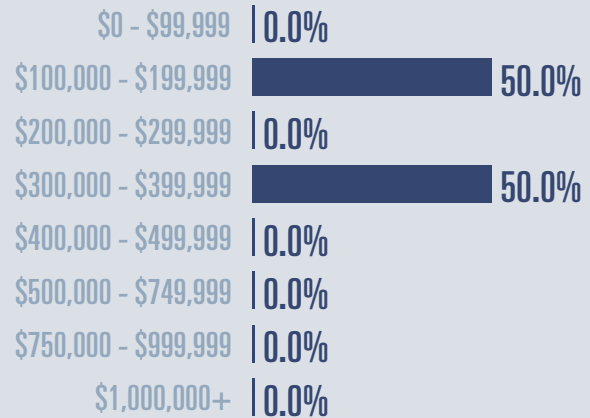
Median price

\$213,500

↑ **70.8%**

Compared to November 2020

Price Distribution



Active listings

Flat **0%**

11 in November 2021



Closed sales

↓ **33.3%**

2 in November 2021



Days on market

Days on market 74

Days to close 0

Total 74

46 days less than November 2020



Months of inventory

3.1

Compared to 3.4 in November 2020

About the data used in this report

Data used in this report come from the Texas REALTOR® Data Relevance Project, a partnership among the Texas Association of REALTORS® and local REALTOR® associations throughout the state. Analysis is provided through a research agreement with the Real Estate Center at Texas A&M University.

