

Central Hill Country Housing Report

July 2021



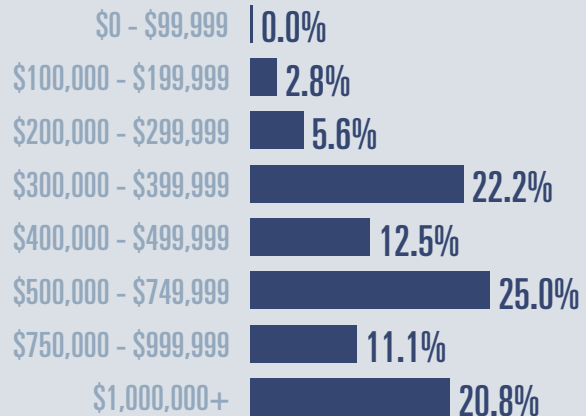
Median price

\$537,500

↑ **41.8%**

Compared to July 2020

Price Distribution



Active listings

↓ **41.8%**

164 in July 2021



Closed sales

↓ **15.7%**

75 in July 2021



Days on market

Days on market 53

Days to close 26

Total 79

48 days less than July 2020



Months of inventory

2.1

Compared to 5.3 in July 2020

About the data used in this report

Data used in this report come from the Texas REALTOR® Data Relevance Project, a partnership among the Texas Association of REALTORS® and local REALTOR® associations throughout the state. Analysis is provided through a research agreement with the Real Estate Center at Texas A&M University.



Gillespie County Housing Report

July 2021



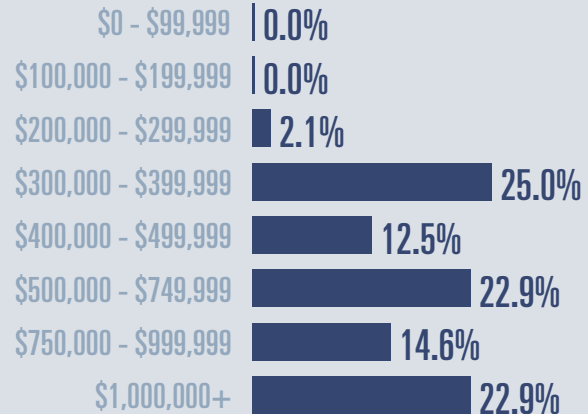
Median price

\$564,375

↑ **34.4%**

Compared to July 2020

Price Distribution



Active listings

↓ **51%**

97 in July 2021



Closed sales

↓ **18%**

50 in July 2021



Days on market

Days on market 64

Days to close 15

Total 79

31 days less than July 2020



Months of inventory

1.9

Compared to 5.6 in July 2020

About the data used in this report

Data used in this report come from the Texas REALTOR® Data Relevance Project, a partnership among the Texas Association of REALTORS® and local REALTOR® associations throughout the state. Analysis is provided through a research agreement with the Real Estate Center at Texas A&M University.



Blanco County Housing Report

July 2021




Median price

\$502,500

↑ **86.8%**

Compared to July 2020

Price Distribution



Active listings

↓ **9.4%**

58 in July 2021



Closed sales

↓ **8.7%**

21 in July 2021



Days on market

Days on market 25

Days to close 53

Total 78

97 days less than July 2020



Months of inventory

2.7

Compared to 4.3 in July 2020

About the data used in this report

Data used in this report come from the Texas REALTOR® Data Relevance Project, a partnership among the Texas Association of REALTORS® and local REALTOR® associations throughout the state. Analysis is provided through a research agreement with the Real Estate Center at Texas A&M University.



TEXAS A&M UNIVERSITY
Texas Real Estate Research Center



Mason County Housing Report

July 2021



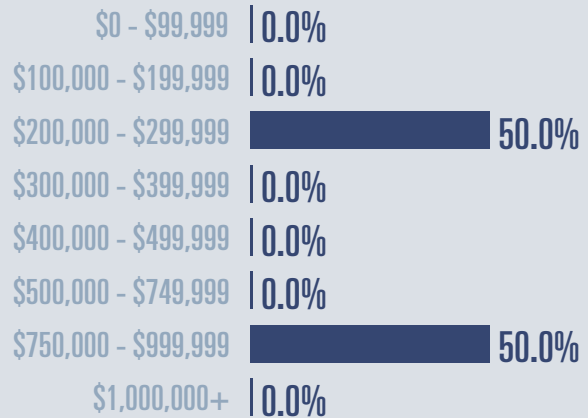
Median price

\$607,500

↑ **129.3%**

Compared to July 2020

Price Distribution



Active listings

↓ **53.9%**

6 in July 2021



Closed sales

↓ **60%**

2 in July 2021



Days on market

Days on market 41

Days to close 32

Total 73

55 days less than July 2020



Months of inventory

1.6

Compared to 4.6 in July 2020

About the data used in this report

Data used in this report come from the Texas REALTOR® Data Relevance Project, a partnership among the Texas Association of REALTORS® and local REALTOR® associations throughout the state. Analysis is provided through a research agreement with the Real Estate Center at Texas A&M University.



TEXAS A&M UNIVERSITY
Texas Real Estate Research Center



Kimble County Housing Report

July 2021



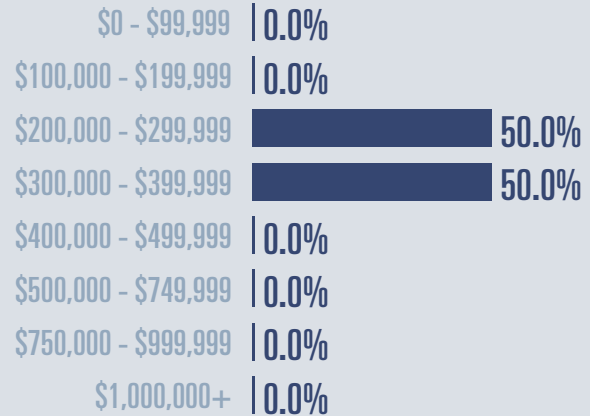
Median price

\$302,500

↑ **100%**

Compared to July 2020

Price Distribution



Active listings

↓ **57.1%**

3 in July 2021



Closed sales

↑ **100%**

2 in July 2021



Days on market

Days on market 83

Days to close 18

Total 101

101 days more than July 2020



Months of inventory

3.3

Compared to 21.0 in July 2020

About the data used in this report

Data used in this report come from the Texas REALTOR® Data Relevance Project, a partnership among the Texas Association of REALTORS® and local REALTOR® associations throughout the state. Analysis is provided through a research agreement with the Real Estate Center at Texas A&M University.

