

Central Hill Country Housing Report

May 2021




Median price

\$460,000

↑ **58.1%**

Compared to May 2020

Price Distribution



Active listings

↓ **64.4%**

118 in May 2021



Closed sales

↑ **196.3%**

80 in May 2021



Days on market

Days on market 86

Days to close 29

Total 115

7 days more than May 2020



Months of inventory

1.5

Compared to 6.5 in May 2020

About the data used in this report

Data used in this report come from the Texas REALTOR® Data Relevance Project, a partnership among the Texas Association of REALTORS® and local REALTOR® associations throughout the state. Analysis is provided through a research agreement with the Real Estate Center at Texas A&M University.



Gillespie County Housing Report

May 2021




Median price

\$542,000

↑ **56.7%**

Compared to May 2020

Price Distribution



Active listings

↓ **72.9%**

62 in May 2021



Closed sales

↑ **166.7%**

48 in May 2021



Days on market

Days on market 94

Days to close 12

Total 106

1 day less than May 2020



Months of inventory

1.2

Compared to 6.7 in May 2020

About the data used in this report

Data used in this report come from the Texas REALTOR® Data Relevance Project, a partnership among the Texas Association of REALTORS® and local REALTOR® associations throughout the state. Analysis is provided through a research agreement with the Real Estate Center at Texas A&M University.



Blanco County Housing Report

May 2021



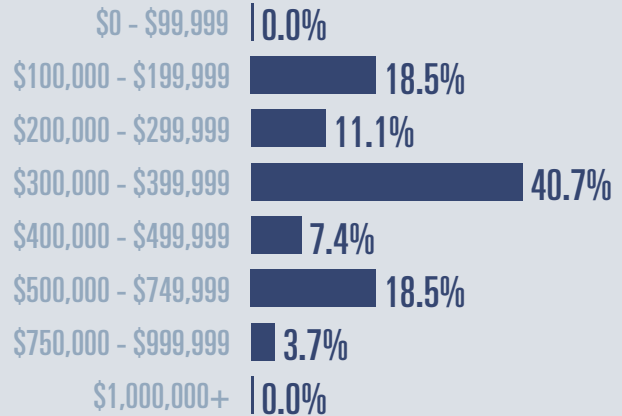
Median price

\$347,840

↑ **36.7%**

Compared to May 2020

Price Distribution



Active listings

↓ **42.5%**

46 in May 2021



Closed sales

↑ **250%**

28 in May 2021



Days on market

Days on market 71

Days to close 59

Total 130

29 days more than May 2020



Months of inventory

2.1

Compared to 6.0 in May 2020

About the data used in this report

Data used in this report come from the Texas REALTOR® Data Relevance Project, a partnership among the Texas Association of REALTORS® and local REALTOR® associations throughout the state. Analysis is provided through a research agreement with the Real Estate Center at Texas A&M University.



Mason County Housing Report

May 2021



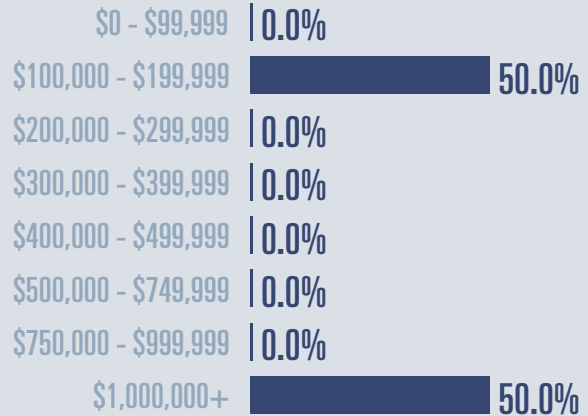
Median price

\$607,500

↑ **117%**

Compared to May 2020

Price Distribution



Active listings

↓ **52.9%**

8 in May 2021



Closed sales

↑ **300%**

4 in May 2021



Days on market

Days on market 96

Days to close 21

Total 117

64 days less than May 2020



Months of inventory

2.0

Compared to 5.8 in May 2020

About the data used in this report

Data used in this report come from the Texas REALTOR® Data Relevance Project, a partnership among the Texas Association of REALTORS® and local REALTOR® associations throughout the state. Analysis is provided through a research agreement with the Real Estate Center at Texas A&M University.



Kimble County Housing Report

May 2021



Median price

Flat **0%**

Compared to May 2020

Price Distribution

\$0 - \$99,999	0.0%
\$100,000 - \$199,999	0.0%
\$200,000 - \$299,999	0.0%
\$300,000 - \$399,999	0.0%
\$400,000 - \$499,999	0.0%
\$500,000 - \$749,999	0.0%
\$750,000 - \$999,999	0.0%
\$1,000,000+	0.0%



Active listings

↓ **60%**

2 in May 2021



Closed sales

Flat **0%**

0 in May 2021



Days on market

Days on market 0

Days to close 0

Total 0

Unchanged from May 2020



Months of inventory

2.7

Compared to 10.0 in May 2020

About the data used in this report

Data used in this report come from the Texas REALTOR® Data Relevance Project, a partnership among the Texas Association of REALTORS® and local REALTOR® associations throughout the state. Analysis is provided through a research agreement with the Real Estate Center at Texas A&M University.



TEXAS A&M UNIVERSITY
Texas Real Estate Research Center

