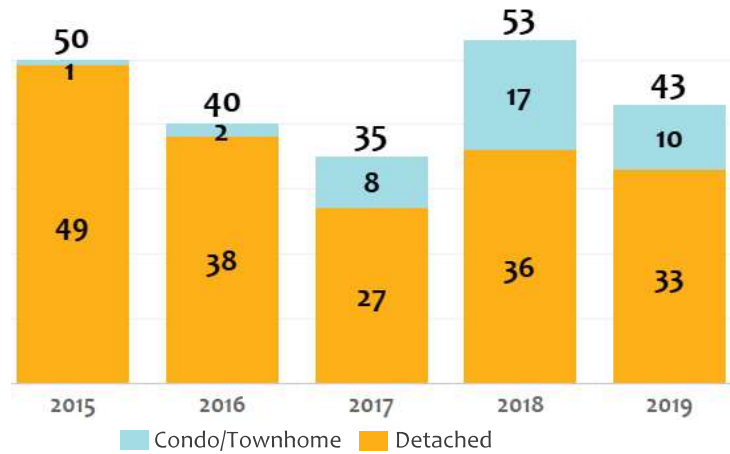


-19% **HOME SALES**

Following a significant increase in home sales in June, the number of homes sold in Chaffee county dropped in July. Throughout the month, 43 homes sold, 19% less than last year and 32 % less than last month. Year to date, 270 homes have sold, down 6% compared to last year at this time.

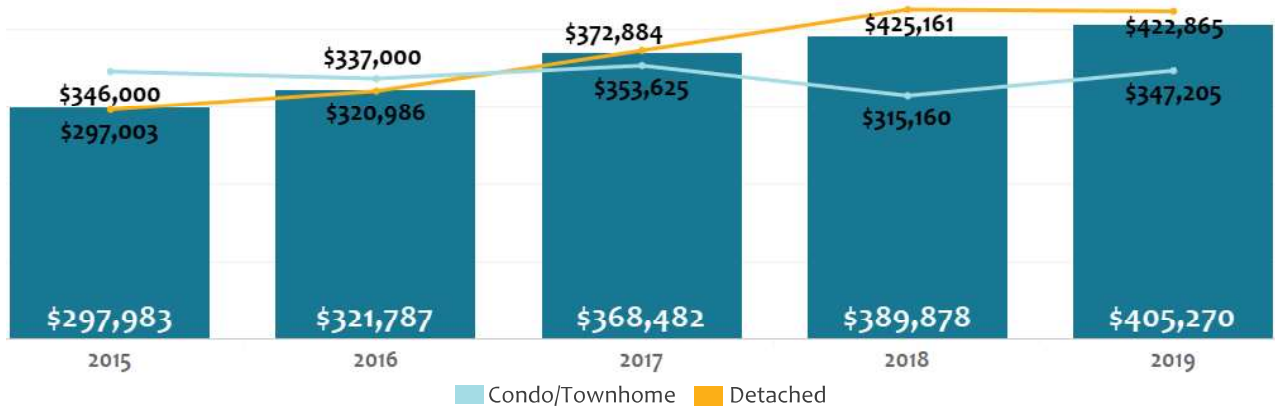
During the month, contracts were put in place on 59 homes, 2% lower than last July and 7 higher than last month.



+4% **AVERAGE SALE PRICES**

The average sale price of a single-family home in July was \$405,270, up 4% from last year, but down 13% compared to last month. Detached homes sold for an average of \$422,865, down half a percent year over year, and down 16% month over month. The average price of a condo/townhome was \$347,205, 10% higher than last year and 17% higher than last month.

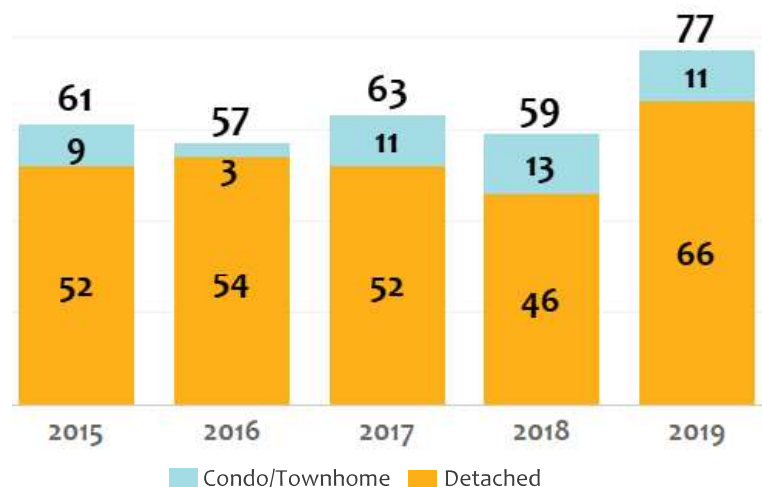
The median sold price of a Chaffee County home in July was \$391,500, up 18% compared to last year.



+31% **NEW LISTINGS**

In July, 77 new listings of homes for sale were brought to the market, 31% more than last year, and 7% more than last month. Single-family detached homes comprised 66 or 86% of the new listings.

At the end of July, there were 175 active listings of homes for sale in Chaffee County, 4% more than last month, and 2% more than last year. Currently, there is approximately 18 weeks of inventory in Chaffee County, 6 weeks more than last month and 4 weeks more than last year.

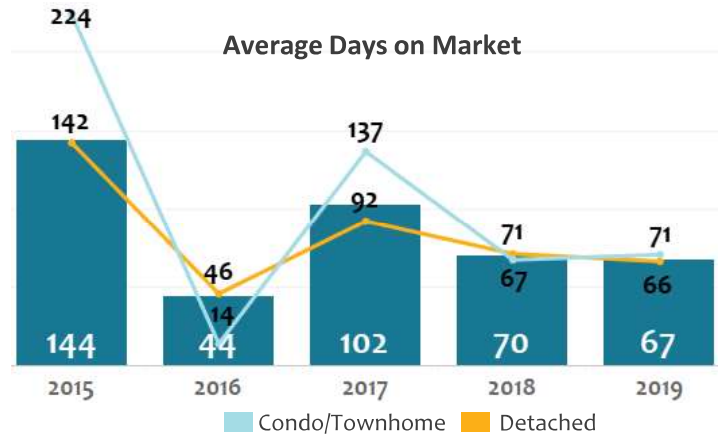


+3
Days

DAYS ON MARKET

The average amount of time a Chaffee County home spent on the market in July was 67 days, 12 days less than last month and 3 days less than July 2018.

The median amount of time a home spent on the market in July was 25 days. Last year at this time, homes spent a median of 39 days on the market.



175 Active Listings	\$405,270 Average Sold Price	43 Listings Sold	67 Average Days on Market
77 New Listings	\$391,500 Median Sold Price	59 Listings Under Contract	18 Weeks of Inventory

BUENA VISTA HOUSING MARKET



33 New Listings

6 more than last year
8 more than last month



12 Homes Sold

8 fewer than last year
18 fewer than last month



\$386,192 Average Sold Price

7% lower than last year
10% lower than last month



41 Average Days on Market

15 days less than last year
38 days less than last month

SALIDA HOUSING MARKET



40 New Listings

12 more than last year
6 more than last month



24 Homes Sold

4 fewer than last year
3 fewer than last month



\$431,752 Average Sold Price

14% higher than last year
16% lower than last month



76 Average Days on Market

6 days less than last year
14 days less than last month

REcolorado

Housing market statistics are provided by REcolorado, the largest multiple listing service (MLS) in Colorado. REcolorado delivers advanced tools and services for REALTORS® of Central Colorado to serve home buyers and sellers. The REcolorado home search site, REcolorado.com, is the most trusted resource for home listings across the state. Search homes and land for sale in South Central Colorado at www.REcolorado.com.