

# Central Hill Country Housing Report

## 2021




### Median price

\$475,000

↑ **31.9%**

Compared to 2020

### Price Distribution



### Active listings

↓ **41%**

161 in 2021



### Closed sales

↑ **6.5%**

850 in 2021



### Days on market

Days on market 76

Days to close 30

---

Total 106

29 days less than 2020



### Months of inventory

**2.3**

Compared to 2.7 in 2020

#### About the data used in this report

Data used in this report come from the Texas REALTOR® Data Relevance Project, a partnership among the Texas Association of REALTORS® and local REALTOR® associations throughout the state. Analysis is provided through a research agreement with the Real Estate Center at Texas A&M University.



# Gillespie County Housing Report

## 2021



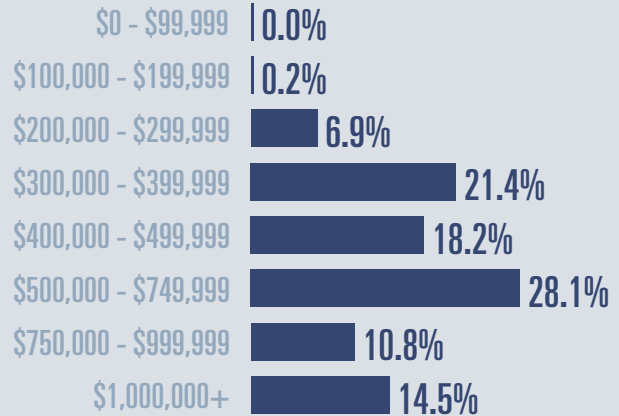
### Median price

\$525,000

↑ **31.5%**

Compared to 2020

### Price Distribution



### Active listings

↓ **52.7%**

89 in 2021



### Closed sales

↑ **1.1%**

540 in 2021



### Days on market

Days on market 87

Days to close 19

---

Total 106

28 days less than 2020



### Months of inventory

**1.5**

Compared to 2.5 in 2020

#### About the data used in this report

Data used in this report come from the Texas REALTOR® Data Relevance Project, a partnership among the Texas Association of REALTORS® and local REALTOR® associations throughout the state. Analysis is provided through a research agreement with the Real Estate Center at Texas A&M University.



# Blanco County Housing Report

## 2021



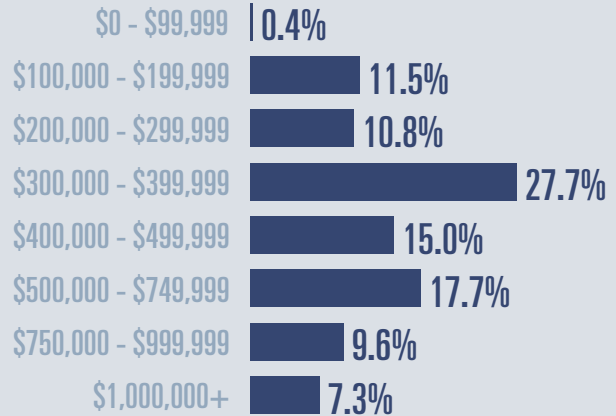
### Median price

\$399,900

↑ **32.2%**

Compared to 2020

### Price Distribution



### Active listings

↓ **16.4%**

56 in 2021



### Closed sales

↑ **21.5%**

260 in 2021



### Days on market

Days on market 54

Days to close 53

---

Total 107

35 days less than 2020



### Months of inventory

**3.4**

Compared to 3.0 in 2020

#### About the data used in this report

Data used in this report come from the Texas REALTOR® Data Relevance Project, a partnership among the Texas Association of REALTORS® and local REALTOR® associations throughout the state. Analysis is provided through a research agreement with the Real Estate Center at Texas A&M University.



TEXAS A&M UNIVERSITY  
Texas Real Estate Research Center



# Mason County Housing Report

## 2021



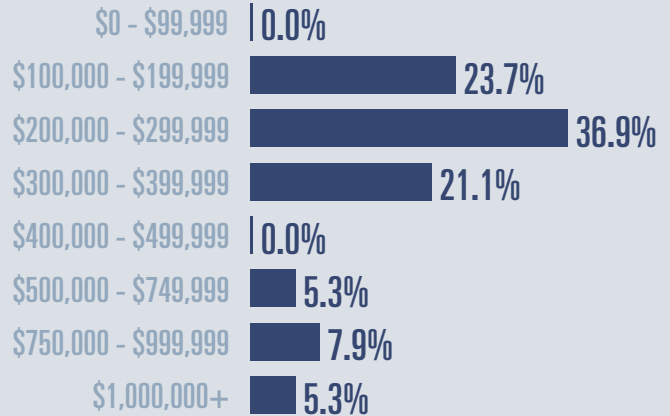
### Median price

\$239,500

↑ **16.8%**

Compared to 2020

### Price Distribution



### Active listings

↓ **16.7%**

10 in 2021



### Closed sales

↓ **2.6%**

38 in 2021



### Days on market

Days on market 65

Days to close 45

---

Total 110

16 days less than 2020



### Months of inventory

**3.5**

Compared to 2.8 in 2020

#### About the data used in this report

Data used in this report come from the Texas REALTOR® Data Relevance Project, a partnership among the Texas Association of REALTORS® and local REALTOR® associations throughout the state. Analysis is provided through a research agreement with the Real Estate Center at Texas A&M University.



# Kimble County Housing Report

## 2021




### Median price

\$280,000

↑ **42.1%**

Compared to 2020

### Price Distribution



### Active listings

↑ **20%**

6 in 2021



### Closed sales

↓ **18.2%**

9 in 2021



### Days on market

Days on market 82

Days to close 22

---

Total 104

32 days less than 2020



### Months of inventory

**12.0**

Compared to 5.5 in 2020

#### About the data used in this report

Data used in this report come from the Texas REALTOR® Data Relevance Project, a partnership among the Texas Association of REALTORS® and local REALTOR® associations throughout the state. Analysis is provided through a research agreement with the Real Estate Center at Texas A&M University.



TEXAS A&M UNIVERSITY  
Texas Real Estate Research Center

